

artinox<sup>®</sup>

LIGHTING MANUFACTURER SINCE 1977

[ENLIGHTEN  
YOUR PROJECT](#)

[INDEX](#)

[COLLECTIONS](#)

[WALL LIGHTS](#)

[SUSPENSIONS /  
CEILING LAMPS](#)

[TABLE LAMPS](#)

[FLOOR LAMPS](#)

[ARCHITECTURAL  
LIGHTNING](#)

[HERITAGE](#)

[BATHROOM](#)

[SHADES](#)

[FINISHINGS](#)

[TECHNICAL INFO](#)

**artinox<sup>®</sup>**  
LIGHTING MANUFACTURER SINCE 1977



## ENLIGHTEN YOUR PROJECT

### Why Artinox BESPOKE?

Porquê Artinox BESPOKE?  
Pourquoi Artinox SUR MESURE?



#### FLEXIBILITY & EXPERIENCE Flexibilidade e Experiência Flexibilité & Expérience

High responsiveness or adaptability in any new or existing product and know-how with more than 3000 bespoke projects developed around the World.

Alta capacidade de resposta ou adaptabilidade em qualquer novo ou existente produto e know-how com mais de 3000 projetos feitos à medida do cliente em todo o mundo.

Grande réactivité et adaptabilité pour tout produit, nouveau ou existant, et un savoir-faire avec plus de 3000 projets sur mesure développés dans le monde entier.



#### QUALITY Qualidade Qualité

Internal control of our own production across all the production process to meet the customers requirements.

Controlo interno da nossa própria produção em todos os processos produtivos para ir ao encontro dos requisitos dos nossos clientes.

Contrôle interne de notre propre production à travers tout le processus de production pour répondre aux exigences de nos clients.



#### SERVICE Serviço Service

Trained staff that will assist you all the way in defining your customized lighting solution.

Colaboradores treinados que o ajudará durante todo o processo de definição da sua solução de iluminação personalizada.

Un personnel formé qui vous aidera tout au long de la définition de votre solution d'éclairage personnalisée.

## ENLIGHTEN YOUR PROJECT

### Artinox BESPOKE

#### DESIGN & DEVELOPMENT

DESIGN E DESENVOLVIMENTO . CONCEPTION ET DÉVELOPPEMENT

Our designers, engineers and lighting specialists are masters of their trade and bring your needs to reality.  
Enlighten your project with Artinox!

Os nossos Designers, Engenheiros e especialistas em iluminação estão capacitados de tornar as suas necessidades em realidade.  
Ilumine seu projeto com Artinox!

Nos designers, ingénieurs et spécialistes de l'éclairage sont maîtres dans leur métier et concrétisent vos besoins.  
Éclairez votre projet avec Artinox !



#### GET IN TOUCH WITH US!

CONTACTE-NOS! . CONTACTEZ NOUS!

**WWW.ARTINOX.PT**

**ENLIGHTEN  
YOUR PROJECT**

**INDEX**

**COLLECTIONS**

**WALL LIGHTS**

**SUSPENSIONS /  
CEILING LAMPS**

**TABLE LAMPS**

**FLOOR LAMPS**

**ARCHITECTURAL  
LIGHTNING**

**HERITAGE**

**BATHROOM**

**SHADES**

**FINISHINGS**

**TECHNICAL INFO**

# ENLIGHTEN YOUR PROJECT

## Artinox BESPOKE

### EFFICIENT PROCESSES + CUTTING EDGE TECHNOLOGIES

EFICIÊNCIA DE PROCESSOS + TECNOLOGIAS DE VANGUARDA . EFFICACITÉ DES PROCESSUS + TECHNOLOGIES DE POINTE




# ENLIGHTEN YOUR PROJECT

## Artinox BESPOKE

### UNIQUE PROJECTS

PROJETOS ÚNICOS . PROJETS UNIQUES



ENLIGHTEN  
YOUR PROJECT

INDEX

COLLECTIONS

WALL LIGHTS

SUSPENSIONS /  
CEILING LAMPS

TABLE LAMPS

FLOOR LAMPS

ARCHITECTURAL  
LIGHTNING

HERITAGE

BATHROOM

SHADES

FINISHINGS

TECHNICAL INFO



# ENLIGHTEN YOUR PROJECT

## ARTINOX, customised products.

ARTINOX, customização de produtos de catálogo.  
ARTINOX, Produits personnalisés.

Artinox gives the possibility to our clients to adjust sizes and finishes of any of our products according to their needs. Enlighten your project!


A Artinox dá a possibilidade aos nossos clientes para ajustar tamanhos e acabamentos de qualquer um de nossos produtos de acordo com suas necessidades. Ilumine seu projeto!

Artinox donne la possibilité à ses clients d'ajuster les dimensions et les finitions de n'importe lequel de ses produits en fonction de leurs besoins. Éclairez votre projet avec Artinox !


BELL  
CEILING LAMP . CANDEEIRO DE TETO . LAMPE SUSPENDUE



Modifications . Alterações . Changements  
finishing | acabamento | finition



Holiday Inn Hamburg – HafenCity



BALTI  
CEILING LAMP . CANDEEIRO DE TETO . LAMPE SUSPENDUE

Modifications . Alterações . Changements  
formato | format | format



# ENLIGHTEN YOUR PROJECT

## ARTINOX, customised products.

ARTINOX, produtos personalizados.  
ARTINOX, produits personnalisés.

### FINISHES

ACABAMENTOS . FINITIONS

We are able to use any Powder coat RAL colour or you can choose one of our wide range of Galvanic finishes.

Podemos usar qualquer cor de revestimento em pó RAL ou escolher um dos nossos acabamentos galvânicos.

Nous pouvons utiliser n'importe quel revêtement en poudre Ral Colour ou vous pouvez choisir parmi notre large gamme de finitions galvaniques.



**antique gold matte**  
oxidado mate  
or antique mat



**antique gold**  
oxidado  
or antique



**gold plate**  
banho ouro  
or



**glossy copper**  
cobre brilhante  
cuivre brillant



**antique copper matte**  
oxidado cobre mate  
cuivre antique mat



**cromado**  
chrome  
chrome poli



**matte brushed nickel**  
níquel escovado mate  
nickel brossé mat



**brushed nickel**  
níquel escovado  
nickel brossé



**champagne gold**  
ouro champagne  
champagne or



**dark antique**  
oxidado escuro  
antique foncé



**dark antique brushed matte**  
oxidado escuro escovado mate  
antique foncé brossé mat



**glossy antique gold dark**  
oxidado escuro brilhante  
brillant antique or foncé



**matte antique gold dark**  
oxidado escuro mate  
mat antique or foncé



**RAL COLOUR CHART**  
Any colour available  
Qualquer cor disponível  
Toutes couleurs disponibles

ENLIGHTEN  
YOUR PROJECT

INDEX

COLLECTIONS

WALL LIGHTS

SUSPENSIONS /  
CEILING LAMPS

TABLE LAMPS

FLOOR LAMPS

ARCHITECTURAL  
LIGHTNING

HERITAGE

BATHROOM

SHADES

FINISHINGS

TECHNICAL INFO

ARTINOX, a company certified by APCER.

ARTINOX, uma empresa certificada pela APCER.  
ARTINOX, société certifiée par APCER.

Artinox is a ISO 9001 certified company, which attests to the quality of its processes and products through:

- Standardization of all key company processes;
- Monitoring and measurement of manufacturing processes in order to ensure the quality of the product and service;
- Implementation and maintenance of adequate and necessary records to guarantee the traceability of the process;
- Quality inspection and appropriate means of corrective action when necessary;
- Systematic review of processes and the quality system.

A Artinox é uma empresa certificada pela ISO 9001, que atesta a qualidade de seus processos e produtos através do seguinte:

- Padronização de todos os processos chave da empresa;
- Monitoramento e medição de processos de fabricação para garantir a qualidade do produto e serviço;
- Implementação e manutenção de registros adequados e necessários para garantir a rastreabilidade do processo;
- Inspeção de qualidade e meios adequados de ação corretiva quando necessário;
- Revisão sistemática de processos e sistema de qualidade.

Artinox est une société certifiée ISO 9001, qui atteste de la qualité de ses processus et produits à travers:

- De la standardisation de tous les processus clés de l'entreprise;
- De la surveillance et gestion des processus de fabrication afin d'assurer la qualité du produit et du service;
- Mise en place et maintenance de dossiers adéquats et nécessaires pour garantir la traçabilité du processus;
- L'inspection de la qualité et les moyens appropriés d'action corrective si nécessaire;
- Revue systématique des processus et du système de qualité.



Environmental responsibility

Artinox S.A. excels in policies and practices of environmental respect and sustainability. This commitment extends to all manufacturing processes and the choice of our partners for different business areas. In order to contribute to environmental protection, in total harmony between the different business components (economic, social and environmental), Artinox SA establishes the monitoring and control of raw material consumption, energy profile, emissions of pollutant gases into the atmosphere and of waste inherent to industry, as a priority for our manufacturing process.

Responsabilidade ambiental

A Artinox S.A. destaca-se em políticas e práticas de respeito ambiental e sustentabilidade. Este compromisso estende-se a todos os processos de fabricação e na escolha dos nossos parceiros para as diferentes áreas de negócios. De forma a contribuir para a proteção ambiental,a harmonia total entre os diferentes componentes de negócios (económicos, sociais e ambientais),a Artinox SA estabelece o monitoramento e controle do consumo de matérias-primas, perfil de energia, emissões de gases poluentes na atmosfera e de resíduos inerentes para a indústria, como uma prioridade no nosso processo de fabricação.

Responsabilité environnementale

Artinox S.A. se distingue dans les politiques et pratiques de respect de l'environnement et du développement durable. Cet engagement s'étend à tous les processus de fabrication et au choix de nos partenaires pour différents domaines d'activité. Afin de contribuer à la protection de l'environnement, en totale harmonie entre les différentes composantes économiques, sociales et environnementales, Artinox SA établit le suivi et le contrôle de la consommation de matières premières, du profil énergétique, des émissions de gaz polluants dans l'atmosphère et des déchets inhérents à l'industrie, comme une priorité pour notre processus de fabrication.

ENLIGHTEN  
YOUR PROJECT

INDEX

COLLECTIONS

WALL LIGHTS

SUSPENSIONS /  
CEILING LAMPS

TABLE LAMPS

FLOOR LAMPS

ARCHITECTURAL  
LIGHTNING

HERITAGE

BATHROOM

SHADES

FINISHINGS

TECHNICAL INFO

# INDEX



## COLLECTIONS

COLEÇÕES . COLLECTIONS

<b>ribb</b> p. 24	deka p.26	<b>kaban</b> p. 28	bose p. 32	<b>picollo</b> p. 34	medusa p. 36	<b>denver</b> p. 40	rall p. 44	<b>set</b> p. 46	fran p. 48	<b>roche</b> p. 50	dumont p. 52	<b>halm</b> p. 54	kid p. 56	<b>ascot</b> p. 58	gull p. 60
<b>armour</b> p. 62	job p. 64	<b>willy</b> p. 66	polo p. 68	<b>she</b> p. 72	rise p. 74	<b>night</b> p. 76	ovline p. 80	<b>arch</b> p. 82	quadra p. 84	<b>recta</b> p. 86	round p. 88	<b>cris</b> p. 90	cone p. 92	<b>bridge</b> p. 94	loft p. 96



## WALL LIGHTS

APLIQUES . APPLIQUES MURALES

reading lights . luzes de leitura . liseuses  
p. 100

wall lights . appliques . appliques murales  
p. 120

signaletic . sinalética . signalisation  
p. 130

picture lights . ilumina quadros . appliques pour tableau  
p. 138



## SUSPENSIONS / CEILING LAMPS

SUSPENSÕES / CANDEEIROS DE TETO . SUSPENSIONS / LAMPES SUSPENDUES

ceiling . teto . lampes suspendues  
p. 142

plafond . plafond . plafonnier  
p. 172

# INDEX



## TABLE LAMPS

CANDEEIROS DE MESA . LAMPES DE TABLE

p. 174



## FLOOR LAMPS

CANDEEIROS DE PÉ . LAMPADAIRES

p. 192



## ARCHITECTURAL LIGHTING

ARCHITECTURAL LIGHTING . ARCHITECTURAL LIGHTING

p. 204



## HERITAGE

HERITAGE . HERITAGE

p. 216

[ENLIGHTEN  
YOUR PROJECT](#)

[INDEX](#)

[PRODUCT INDEX](#)

[COLLECTIONS](#)

[WALL LIGHTS](#)

[SUSPENSIONS /  
CEILING LAMPS](#)

[TABLE LAMPS](#)

[FLOOR LAMPS](#)

[ARCHITECTURAL  
LIGHTNING](#)

[HERITAGE](#)

[BATHROOM](#)

[SHADES](#)

[FINISHINGS](#)

[TECHNICAL INFO](#)

INDEX



BATHROOM

CASA DE BANHO . SALLE DE BAIN

mirrors . espelhos . miroirs

p. 238

wall lights . apliques . appliques murales

p. 254

plafond . plafond . plafonnier

p. 260



SHADES

ABAJURES . ABAT-JOUR

p. 262



FINISHINGS

ACABAMENTOS . FINITIONS


p. 266



TECHNICAL INFO.

INFO. TÉCNICA . INFO. TECHNIQUE

p. 270



PRODUCT INDEX

ÍNDICE DE PRODUTO . INDEX DES PRODUITS

ENLIGHTEN  
YOUR PROJECT

INDEX

PRODUCT INDEX

- COLLECTIONS
- READING LIGHTS
- WALL LIGHTS
- SIGNALETIC
- PICTURE LIGHTS
- SUSPENSIONS /  
CEILING LAMPS
- TABLE LAMPS
- FLOOR LAMPS
- ARCHITECTURAL  
LIGHTNING
- HERITAGE
- BATHROOM

COLLECTIONS

WALL LIGHTS

SUSPENSIONS /  
CEILING LAMPS

TABLE LAMPS

FLOOR LAMPS

ARCHITECTURAL  
LIGHTNING

HERITAGE

BATHROOM

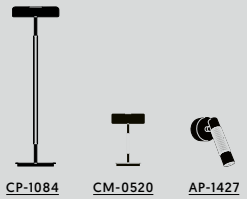
SHADES

FINISHINGS

TECHNICAL INFO


COLLECTIONS

COLEÇÕES . COLLECTIONS



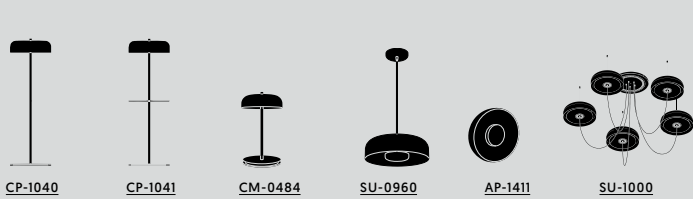
RIBB

pag 24



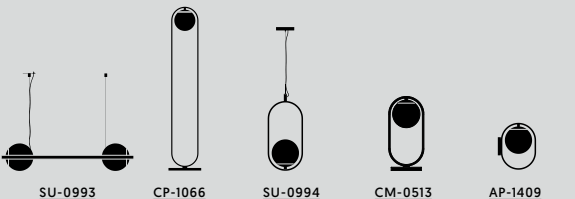
DEKA

pag 26



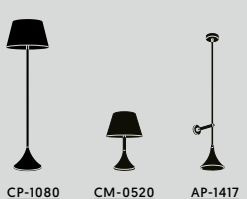
MEDUSA

pag 36



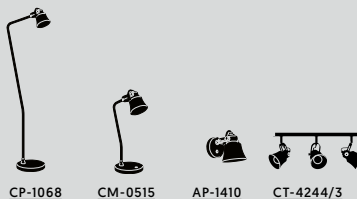
KABAN

pag 28



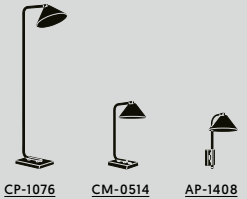
PICOLLO

pag 34



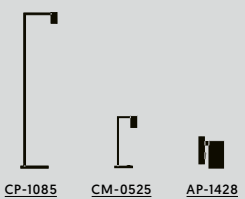
FRAN

pag 48



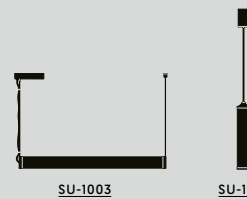
DENVER

pag 42



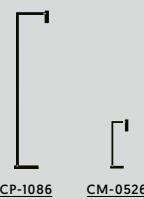
RALL

pag 44



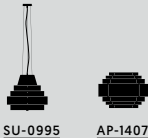
BOSE

pag 32



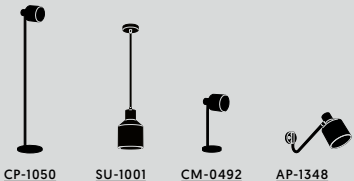
SET

pag 46



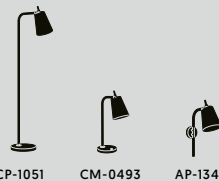
ROCHE

pag 50



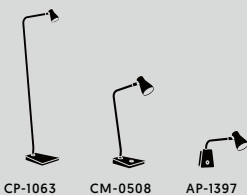
DUMONT

pag 52



HALM

pag 54

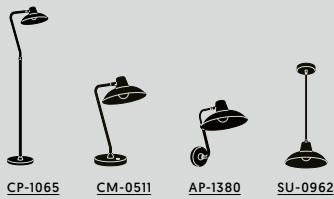


KID

pag 56

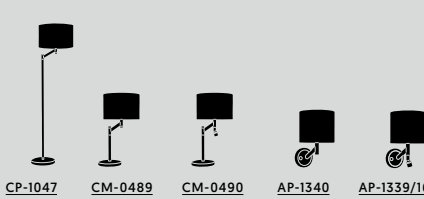
COLLECTIONS

COLEÇÕES . COLLECTIONS



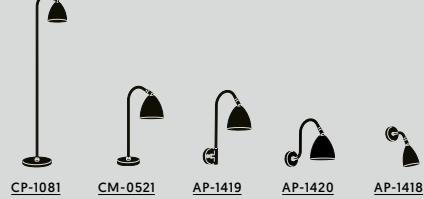
ASCOT

pag 58



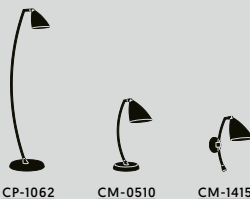
ARMOUR

pag 62



JOB

pag 64



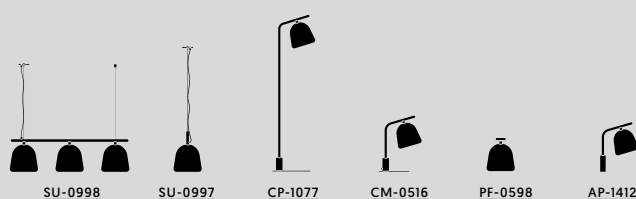
GULL

pag 60




WILLY

pag 66



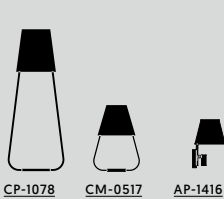
POLO

pag 68



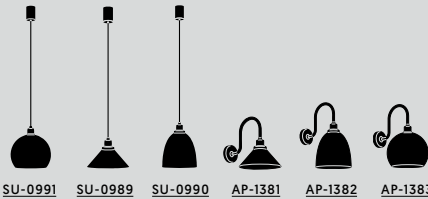
SHE

pag 72



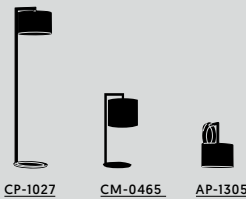
RISE

pag 74



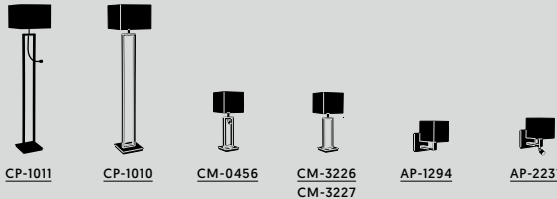
NIGHT

pag 76



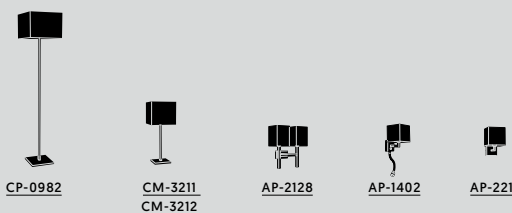
OVLINE

pag 80



ARCH

pag 82



QUADRA

pag 84

ENLIGHTEN  
YOUR PROJECT

INDEX

PRODUCT INDEX

COLLECTIONS

READING LIGHTS

WALL LIGHTS

SIGNALETIC

PICTURE LIGHTS

SUSPENSIONS /  
CEILING LAMPS

TABLE LAMPS

FLOOR LAMPS

ARCHITECTURAL  
LIGHTNING

HERITAGE

BATHROOM

COLLECTIONS

WALL LIGHTS

SUSPENSIONS /  
CEILING LAMPS

TABLE LAMPS

FLOOR LAMPS

ARCHITECTURAL  
LIGHTNING

HERITAGE

BATHROOM

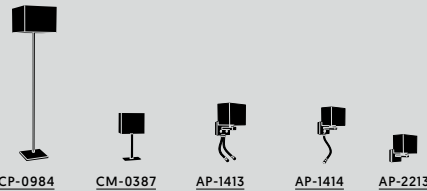
SHADES

FINISHINGS

TECHNICAL INFO

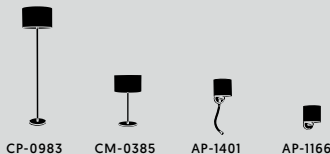
COLLECTIONS

COLEÇÕES . COLLECTIONS



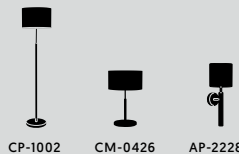
RECTA

pag 86



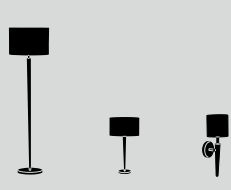
ROUND

pag 88



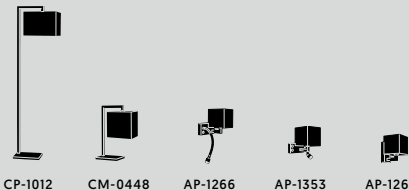
CRIS

pag 90



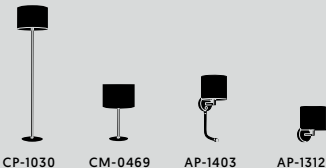
CONE

pag 92



BRIDGE

pag 94



LOFT

pag 96

READING LIGHTS

LUZES DE LEITURA . LISEUSES



LOOP

pag 100



HAURA

pag 102



HAURA

pag 104



SLIM

pag 108



SEA

pag 109



VICTORIA

pag 110



ELIZABETH

pag 111



KANDY

pag 112



KANDY

pag 112



SNAKE

pag 114



LASKA

pag 115



FLEX

pag 119

READING LIGHTS

LUZES DE LEITURA . LISEUSES



AGRA

pag 115



WALL

pag 117



BED

pag 118

WALL LIGHTS

APLIQUES . APPLIQUES MURALES



GINGER

pag 120



KOBE

pag 122



AP-1356

AP-1357

ZANZI

pag 124



JAVA

pag 126



NICO

pag 128

SIGNALETIC

SINALÉTICA . SIGNALISATION



DOT

pag 132



ACRA

pag 134




AP-1186/06

pag 136



AP-1185/20

pag 136



AP-1184/21

pag 136

PICTURE LIGHTS

ILUMINA QUADROS . APPLIQUES POUR TABLEAU



LOUIS I

pag 140



AP-1293

LOUIS II

pag 141



LOUIS III

pag 141



AP-1289

LOUIS IV

pag 141

ENLIGHTEN  
YOUR PROJECT

INDEX

PRODUCT INDEX

COLLECTIONS

READING LIGHTS

WALL LIGHTS

SIGNALETIC

PICTURE LIGHTS

SUSPENSIONS /  
CEILING LAMPS

TABLE LAMPS

FLOOR LAMPS

ARCHITECTURAL  
LIGHTNING

HERITAGE

BATHROOM

COLLECTIONS

WALL LIGHTS

SUSPENSIONS /  
CEILING LAMPS

TABLE LAMPS

FLOOR LAMPS

ARCHITECTURAL  
LIGHTNING

HERITAGE

BATHROOM

SHADES


FINISHINGS

TECHNICAL INFO




SUSPENSIONS / CEILING LAMPS


SUSPENSÕES / CANDEEIROS DE TETO . SUSPENSIONS / LAMPES SUSPENDUES




SU-1007




SU-1009




SU-1008




SU-0992




SU-1002



SU-1005



SU-0966



SU-0911

**OKKU**

pag 146

**NINA**

pag 148

**RING**


pag 150

**CHICAGO**


pag 154

**BELL**


pag 156




SU-0976  
SU-0976  
SU-0976




SU-0910




SU-0955




SU-0968




SU-0961




SU-0969




SU-0955



CT-4233/6



CT-4233/8



SU-0975

**DARIO**

pag 154

**KINGS**

pag 158

**SANTA**

pag 160

**SNOW CONICAL**

pag 162

**BALTÍ**


pag 166

**GRAND BALTÍ**


pag 166

**DIVA**


pag 168




SU-0970




SU-0971




SU-0972




SU-0973



CT-4232



PF-0609



PF-0610

**SNOW ROUND**

pag 164

**SNOW GRAND ROUND**

pag 164

**SNOW SQUARE**

pag 164

**SNOW GRAND SQUARE**

pag 164

**ROOTS**

pag 170

**AZORES SQUARE**


pag 172

**AZORES ROUND**


pag 172

TABLE LAMPS


CANDEEIROS DE MESA . LAMPES DE TABLE




CM-0527




CM-0509




CM-0512




CM-0506




CM-0438



CM-0501



CM-0502



CM-0504

**X-SERIES**

pag 176

**NOIR**

pag 178

**ID WIRELESS**

pag 180

**CANYON**

pag 182

**BERLIM**

pag 184

**OSLO**


pag 186

**TOKIO**


pag 186

**BP55**


pag 187




CM-0444




CM-0507



CM-0477



CM-0474  
CM-0503



CM-1320

**JAR**

pag 187

**RIVO**

pag 188

**URBAN**


pag 188

**BASEL**


pag 190

FLOOR LAMPS


CANDEEIROS DE PÉ . LAMPADAIRES




CP-1064




CP-1057




CP-1378



CP-1058



CP-1059



CP-1048

**LUV**

pag 194

**SIRIUS**

pag 196

**HAVANA**

pag 198

**PALM**

pag 200

**HOME**

pag 202

ENLIGHTEN  
YOUR PROJECT

INDEX

PRODUCT INDEX

- COLLECTIONS
- READING LIGHTS
- WALL LIGHTS
- SIGNALETIC
- PICTURE LIGHTS
- SUSPENSIONS / CEILING LAMPS
- TABLE LAMPS
- FLOOR LAMPS
- ARCHITECTURAL LIGHTNING
- HERITAGE
- BATHROOM

COLLECTIONS

WALL LIGHTS

SUSPENSIONS / CEILING LAMPS

TABLE LAMPS

FLOOR LAMPS

ARCHITECTURAL LIGHTNING

HERITAGE

BATHROOM

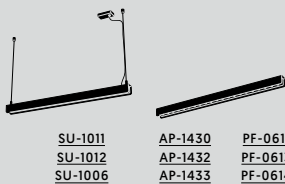
SHADES

FINISHINGS

TECHNICAL INFO

ARCHITECTURAL LIGHTING

ARCHITECTURAL LIGHTING . ARCHITECTURAL LIGHTING



GALAXY

pag 206



PF-0601

RABIA

pag 208



PF-0607

RABIA  
ROUND  
DOUBLE

pag 210



PF-0600

RABIA ROUND  
TRIPLE

pag 208



PF-0608

RABIA ROUND TRIPLE

pag 211



AP-1364

UNO

pag 212



AP-1386

SPY

pag 214

HERITAGE

HERITAGE . HERITAGE



CP-1087



CM-0528

RONNE

pag 218



CM-1087



CM-0528

EYE

pag 220



SU-0984

WING LANTERNS

pag 222



SU-0985

MING LANTERNS

pag 223



SU-0986/18

JAVA TWO ROUNDS

pag 224



SU-0986/12

JAVA ONE ROUND

pag 226



SU-0987

JAVA DOWN TWO  
ROUNDS

pag 227



CT - 4168/18



CT - 4216/12



CT - 4049/9



CT-4169/6



CT-4168/8

DUTCH

pag 228



CT-4214/8

AUGUST

pag 234

BATHROOM

SALLE DE BAIN . CASA DE BANHO



ES-0075

ART

pag 238



ES-0077



ES-0069

KATE

pag 240



AP-1394

MAKEUP MIRROR

pag 241



AP-1395



ES-0076

BOARD

pag 242



ES-0070

HOLLYWOOD

pag 244



ES-0071

PHARMACY

pag 246



ES-0063

KOE

pag 248



ES-0078

CIRCLE

pag 250



ES-0064

FAIR

pag 252



ES-0065

JUNO

pag 252



ES-0067

ESPERANCE

pag 252



ES-0072

AQUA

pag 252



ES-0061

BASS

pag 253



ES-0060

CRISTAL

pag 253



ES-0045/07

ANA

pag 253



ES-0074

KRIS

pag 253



AP-1388

CHITA ROUND

pag 254



AP-1389

CHITA SQUARE

pag 254



AP-1390

GALIA

pag 256



AP-1391

GULF

pag 256



AP-1392




AP-1393

JARA

pag 258



PF-0612



PF-0591

AVEIRO

pag 260

ENLIGHTEN  
YOUR PROJECT

INDEX

PRODUCT INDEX

COLLECTIONS

READING LIGHTS

WALL LIGHTS

SIGNALETIC

PICTURE LIGHTS

SUSPENSIONS /  
CEILING LAMPS

TABLE LAMPS

FLOOR LAMPS

ARCHITECTURAL  
LIGHTNING

HERITAGE

BATHROOM

COLLECTIONS

WALL LIGHTS

SUSPENSIONS /  
CEILING LAMPS

TABLE LAMPS

FLOOR LAMPS

ARCHITECTURAL  
LIGHTNING

HERITAGE

BATHROOM

SHADES

FINISHINGS

TECHNICAL INFO

ARMOUR	LOFT
ARCH	MEDUSA
ASCOT	NIGHT
BRIDGE	OVLIN
BOSE	PICOLLO
CONE	POLO
CRIS	QUADRA
DEKA	RALL
DENVER	RECTA
DUMONT	RIBB
FRAN	RISE
GULL	ROCHE
HALM	ROUND
JOB	SET
KABAN	SHE
KID	WILLY

COLLECTIONS

COLEÇÕES · COLLECTIONS


Ribb . Deka . Kaban . Bose . Picollo . Medusa . Denver . Rall . Set . Fran . Roche  
Ross . Dumont . Halm . Kid . Armour . Job . Willy . Polo . She . Rise . Night  
Ovline . Arch . Quadra . Recta . Round . Cris . Cone . Bridge . Loft





RIBB



 **matte black / antique gold**  
preto mate / oxidado  
noir mat / or antique  
**more finishes on request** . mais acabamentos sob consulta . plus finitions sur demande **p. 266**



ENLIGHTEN  
YOUR PROJECT

INDEX

COLLECTIONS

ARMOUR	LOFT
ARCH	MEDUSA
ASCOT	NIGHT
BRIDGE	OVLINE
BOSE	PICOLLO
CONE	POLO
CRIS	QUADRA
DEKA	RALL
DENVER	RECTA
DUMONT	<b>RIBB</b>
FRAN	RISE
GULL	ROCHE
HALM	ROUND
JOB	SET
KABAN	SHE
KID	WILLY

WALL LIGHTS

SUSPENSIONS /  
CEILING LAMPS

TABLE LAMPS

FLOOR LAMPS

ARCHITECTURAL  
LIGHTNING

HERITAGE

BATHROOM

SHADES

FINISHINGS

TECHNICAL INFO





DEKA

ARTINOX LIGHTING MANUFACTURER SINCE 1977

DEKA



**CP - 1082**  
1x E14 - MAX. 6W LED  
IP20 CE 230V | 50Hz

**CM - 0522**  
1x G9 - MAX. 7W LED  
IP20 CE 230V | 50Hz

**matte black**  
preto mate  
noir mat

more finishes on request . mais acabamentos sob consulta . plus finitions sur demande p. 266



ENLIGHTEN  
YOUR PROJECT

INDEX

COLLECTIONS

ARMOUR	LOFT
ARCH	MEDUSA
ASCOT	NIGHT
BRIDGE	OVLIN
BOSE	PICOLLO
CONE	POLO
CRIS	QUADRA
DEKA	RALL
DENVER	RECTA
DUMONT	RIBB
FRAN	RISE
GULL	ROCHE
HALM	ROUND
JOB	SET
KABAN	SHE
KID	WILLY

WALL LIGHTS

SUSPENSIONS /  
CEILING LAMPS

TABLE LAMPS

FLOOR LAMPS

ARCHITECTURAL  
LIGHTNING

HERITAGE

BATHROOM

SHADES

FINISHINGS

TECHNICAL INFO





KABAN

ENLIGHTEN  
YOUR PROJECT

INDEX

COLLECTIONS

ARMOUR	LOFT
ARCH	MEDUSA
ASCOT	NIGHT
BRIDGE	OVLIN
BOSE	PICOLLO
CONE	POLO
CRIS	QUADRA
DEKA	RALL
DENVER	RECTA
DUMONT	RIBB
FRAN	RISE
GULL	ROCHE
HALM	ROUND
JOB	SET
KABAN	SHE
KID	WILLY

WALL LIGHTS

SUSPENSIONS /  
CEILING LAMPS

TABLE LAMPS

FLOOR LAMPS

ARCHITECTURAL  
LIGHTNING

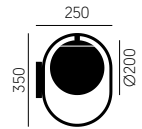

HERITAGE

BATHROOM

SHADES

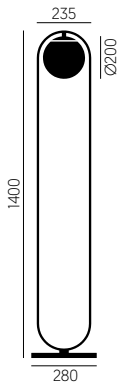
FINISHINGS

TECHNICAL INFO



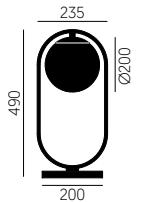
AP - 1409

1x E27 - MAX. 9W LED  
IP20 CE 230V | 50Hz



CP - 1066

1x E27 - MAX. 9W LED  
IP20 CE 230V | 50Hz



CM - 0513

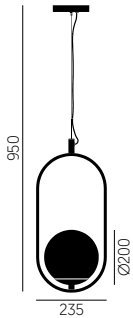
1x E27 - MAX. 9W LED  
IP20 CE 230V | 50Hz



dark antique brushed matte  
oxidado escuro escovado mate  
antique foncé brossé mat

more finishes on request . mais acabamentos sob consulta . plus finitions sur demande p. 266





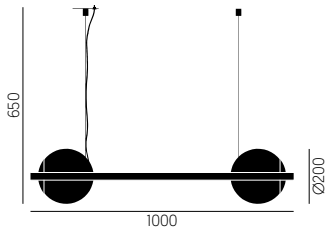
SU - 0994

1x E27 - MAX. 9W LED  
IP20 CE 230V | 50Hz

dark antique brushed matte  
oxidado escuro escovado mate  
antique foncé brossé mat

more finishes on request . mais acabamentos sob consulta . plus finitions sur demande p. 266

KABAN



SU - 0993

2x E27 - MAX. 9W LED  
IP20 CE 230V | 50Hz

dark antique brushed matte  
oxidado escuro escovado mate  
antique foncé brossé mat

more finishes on request . mais acabamentos sob consulta . plus finitions sur demande p. 266

ENLIGHTEN  
YOUR PROJECT

INDEX

COLLECTIONS

ARMOUR	LOFT
ARCH	MEDUSA
ASCOT	NIGHT
BRIDGE	OVLIN
BOSE	PICOLLO
CONE	POLO
CRIS	QUADRA
DEKA	RALL
DENVER	RECTA
DUMONT	RIBB
FRAN	RISE
GULL	ROCHE
HALM	ROUND
JOB	SET
KABAN	SHE
KID	WILLY

WALL LIGHTS

SUSPENSIONS /  
CEILING LAMPS

TABLE LAMPS

FLOOR LAMPS

ARCHITECTURAL  
LIGHTNING

HERITAGE

BATHROOM

SHADES

FINISHINGS

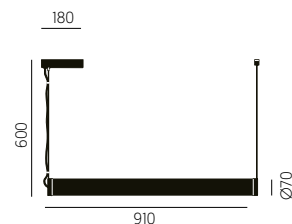
TECHNICAL INFO





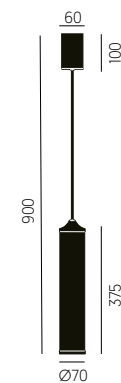


BOSE



BOSE  
SU - 1003

1x LED - MAX. 30W  
2700K 3000lm  
⚡ IP20 CE 230V | 50Hz

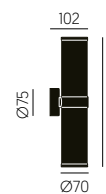


BOSE  
SU - 1004

1x LED - MAX. 11W  
2700K 1200lm  
⚡ IP20 CE 230V | 50Hz


matte black  
preto mate  
noir mat

more finishes on request . mais acabamentos sob consulta . plus finitions sur demande p. 266



BOSE  
AP - 1426

1x LED - MAX. 8W  
2700K 500lm  
⚡ IP20 CE 230V | 50Hz



ENLIGHTEN  
YOUR PROJECT

INDEX

COLLECTIONS

ARMOUR	LOFT
ARCH	MEDUSA
ASCOT	NIGHT
BRIDGE	OVLIN
BOSE	PICOLLO
CONE	POLO
CRIS	QUADRA
DEKA	RALL
DENVER	RECTA
DUMONT	RIBB
FRAN	RISE
GULL	ROCHE
HALM	ROUND
JOB	SET
KABAN	SHE
KID	WILLY

WALL LIGHTS

SUSPENSIONS /  
CEILING LAMPS

TABLE LAMPS

FLOOR LAMPS

ARCHITECTURAL  
LIGHTNING

HERITAGE

BATHROOM

SHADES

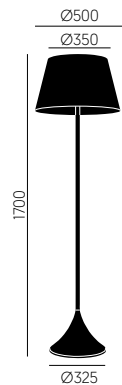
FINISHINGS

TECHNICAL INFO





PICOLLO

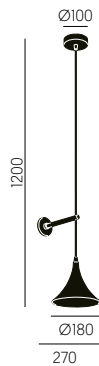



CP - 1080

1x E27 - MAX. 15W LED  
IP20 CE 230V | 50Hz


**glossy black**  
preto brilhante  
noir brillant

more finishes on request . mais acabamentos sob consulta . plus finitions sur demande p. 266



AP - 1417

1x LED - MAX. 8W  
2700K 650lm  
IP20 CE 230V | 50Hz




CM - 0520

1x E27 - MAX. 15W LED  
IP20 CE 230V | 50Hz

**black chintz**  
chintz preto  
chintz noir

check . consultar . consulter p. 263



ENLIGHTEN  
YOUR PROJECT

INDEX

COLLECTIONS

ARMOUR	LOFT
ARCH	MEDUSA
ASCOT	NIGHT
BRIDGE	OVLIN
BOSE	<b>PICOLLO</b>
CONE	POLO
CRIS	QUADRA
DEKA	RALL
DENVER	RECTA
DUMONT	RIBB
FRAN	RISE
GULL	ROCHE
HALM	ROUND
JOB	SET
KABAN	SHE
KID	WILLY

WALL LIGHTS

SUSPENSIONS /  
CEILING LAMPS

TABLE LAMPS

FLOOR LAMPS

ARCHITECTURAL  
LIGHTNING

HERITAGE

BATHROOM

SHADES

FINISHINGS

TECHNICAL INFO



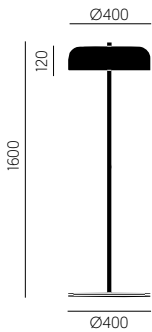


ARTINOX LIGHTING MANUFACTURER SINCE 1977



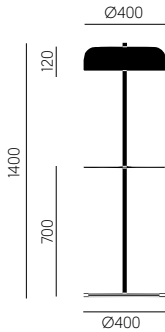
VIEW  
ONLINE

MEDUSA



CP - 1040

2x E27 - MAX. 15W LED  
IP20 CE 230V | 50Hz



CP - 1041

2x E27 - MAX. 15W LED  
IP20 CE 230V | 50Hz



ENLIGHTEN  
YOUR PROJECT

INDEX

COLLECTIONS

ARMOUR	LOFT
ARCH	<b>MEDUSA</b>
ASCOT	NIGHT
BRIDGE	OVLIN
BOSE	PICOLLO
CONE	POLO
CRIS	QUADRA
DEKA	RALL
DENVER	RECTA
DUMONT	RIBB
FRAN	RISE
GULL	ROCHE
HALM	ROUND
JOB	SET
KABAN	SHE
KID	WILLY

WALL LIGHTS

SUSPENSIONS /  
CEILING LAMPS

TABLE LAMPS

FLOOR LAMPS

ARCHITECTURAL  
LIGHTNING

HERITAGE

BATHROOM

SHADES

FINISHINGS

TECHNICAL INFO



textured black / antique gold  
preto texturado / oxidado  
noir granit / or antique

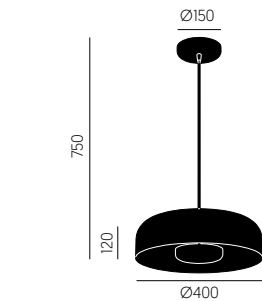
more finishes on request . mais acabamentos sob consulta . plus finitions sur demande p. 266





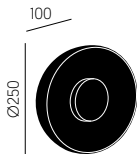


MEDUSA



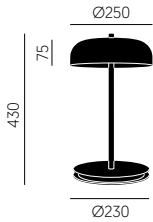
SU - 0996

2x LED - MAX. 8W  
2700K 1300lm  
IP20 CE 230V | 50Hz



AP - 1411

2x LED - MAX. 4W  
2700K 600lm  
IP20 CE 230V | 50Hz



CM - 0484

2x E14 - MAX. 8W LED  
IP20 CE 230V | 50Hz



textured black / antique gold  
preto texturado / oxidado  
noir granit / or antique

more finishes on request . mais acabamentos sob consulta . plus finitions sur demande p. 266



ENLIGHTEN  
YOUR PROJECT

INDEX

COLLECTIONS

ARMOUR	LOFT
ARCH	<b>MEDUSA</b>
ASCOT	NIGHT
BRIDGE	OVLIN
BOSE	PICOLLO
CONE	POLO
CRIS	QUADRA
DEKA	RALL
DENVER	RECTA
DUMONT	RIBB
FRAN	RISE
GULL	ROCHE
HALM	ROUND
JOB	SET
KABAN	SHE
KID	WILLY

WALL LIGHTS

SUSPENSIONS /  
CEILING LAMPS

TABLE LAMPS

FLOOR LAMPS

ARCHITECTURAL  
LIGHTNING

HERITAGE

BATHROOM

SHADES

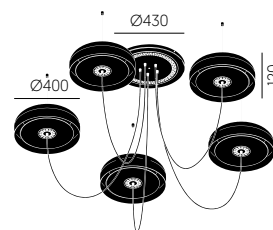
FINISHINGS

TECHNICAL INFO





MEDUSA



SU - 1000

5x LED - MAX. 16W  
2700K 5x 1300lm  
IP20 CE 230V | 50Hz

textured black / antique gold  
preto texturado / oxidado  
noir granit / or antique

more finishes on request . mais acabamentos sob consulta . plus finitions sur demande p. 266



ENLIGHTEN  
YOUR PROJECT

INDEX

COLLECTIONS

ARMOUR	LOFT
ARCH	<b>MEDUSA</b>
ASCOT	NIGHT
BRIDGE	OVLINE
BOSE	PICOLLO
CONE	POLO
CRIS	QUADRA
DEKA	RALL
DENVER	RECTA
DUMONT	RIBB
FRAN	RISE
GULL	ROCHE
HALM	ROUND
JOB	SET
KABAN	SHE
KID	WILLY

WALL LIGHTS

SUSPENSIONS /  
CEILING LAMPS

TABLE LAMPS

FLOOR LAMPS

ARCHITECTURAL  
LIGHTNING

HERITAGE

BATHROOM

SHADES

FINISHINGS

TECHNICAL INFO





DENVER

ENLIGHTEN  
YOUR PROJECT

INDEX

COLLECTIONS

ARMOUR	LOFT
ARCH	MEDUSA
ASCOT	NIGHT
BRIDGE	OVLINE
BOSE	PICOLLO
CONE	POLO
CRIS	QUADRA
DEKA	RALL
<b>DENVER</b>	RECTA
DUMONT	RIBB
FRAN	RISE
GULL	ROCHE
HALM	ROUND
JOB	SET
KABAN	SHE
KID	WILLY

WALL LIGHTS

SUSPENSIONS /  
CEILING LAMPS

TABLE LAMPS

FLOOR LAMPS

ARCHITECTURAL  
LIGHTNING

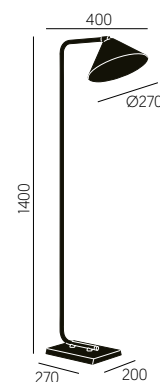
HERITAGE

BATHROOM

SHADES

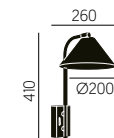
FINISHINGS

TECHNICAL INFO



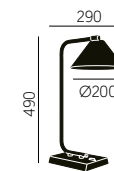
CP - 1076

1x LED - MAX. 8W  
2700K 650lm  
IP20 CE 230V | 50Hz




AP - 1408

1x LED - MAX. 4W  
2700K 300lm  
IP20 CE 230V | 50Hz



CM - 0514

1x LED - MAX. 4W  
2700K 300lm  
IP20 CE 230V | 50Hz



matte black / antique gold  
preto mate / oxidado  
noir mat / or antique

more finishes on request . mais acabamentos sob consulta . plus finitions sur demande p. 266







ARTINOX LIGHTING MANUFACTURED SINCE 1977

RALL

RALL



**CP - 1085**  
1x GU10 - MAX. 7W LED  
IP20 CE 230V | 50Hz

**CM - 0525**  
1x GU10 - MAX. 7W LED  
IP20 CE 230V | 50Hz

**AP - 1428**  
1x GU10 - MAX. 7W LED  
IP20 CE 230V | 50Hz

**matte black**  
preto mate  
noir mat

more finishes on request . mais acabamentos sob consulta . plus finitions sur demande p. 266



ENLIGHTEN  
YOUR PROJECT

INDEX

COLLECTIONS

ARMOUR	LOFT
ARCH	MEDUSA
ASCOT	NIGHT
BRIDGE	OVLINE
BOSE	PICOLLO
CONE	POLO
CRIS	QUADRA
DEKA	<b>RALL</b>
DENVER	RECTA
DUMONT	RIBB
FRAN	RISE
GULL	ROCHE
HALM	ROUND
JOB	SET
KABAN	SHE
KID	WILLY

WALL LIGHTS

SUSPENSIONS /  
CEILING LAMPS

TABLE LAMPS

FLOOR LAMPS

ARCHITECTURAL  
LIGHTNING

HERITAGE

BATHROOM

SHADES

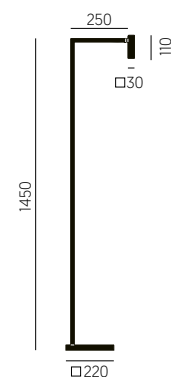
FINISHINGS

TECHNICAL INFO





SET

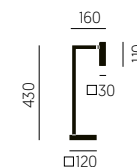



CP - 1086

1x LED - 3W  
2700K 190lm  
Driver included  
IP20 CE 230V | 50Hz

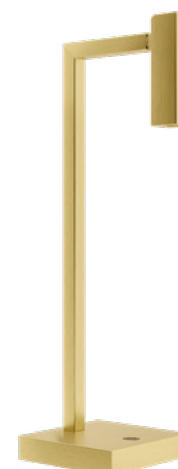
antique gold  
oxidado  
or antique

more finishes on request . mais acabamentos sob consulta . plus finitions sur demande p. 266



CM - 0526

1x LED - 3W  
2700K 190lm  
Driver included  
IP20 CE 230V | 50Hz



ENLIGHTEN  
YOUR PROJECT

INDEX

COLLECTIONS

ARMOUR	LOFT
ARCH	MEDUSA
ASCOT	NIGHT
BRIDGE	OVLINE
BOSE	PICOLLO
CONE	POLO
CRIS	QUADRA
DEKA	RALL
DENVER	RECTA
DUMONT	RIBB
FRAN	RISE
GULL	ROCHE
HALM	ROUND
JOB	SET
KABAN	SHE
KID	WILLY

WALL LIGHTS

SUSPENSIONS /  
CEILING LAMPS

TABLE LAMPS

FLOOR LAMPS

ARCHITECTURAL  
LIGHTNING

HERITAGE

BATHROOM

SHADES

FINISHINGS

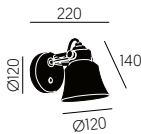
TECHNICAL INFO





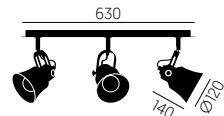


FRAN



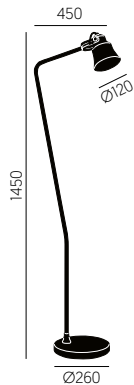
AP - 1410

1x E27 - MAX. 9W LED  
IP20 CE 230V | 50Hz



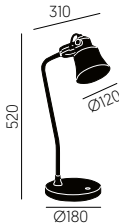
CT - 4244/3

3x E27 - MAX. 9W LED  
IP20 CE 230V | 50Hz



CP - 1068

1x E27 - MAX. 9W LED  
IP20 CE 230V | 50Hz



CM - 0515

1x E27 - MAX. 9W LED  
IP20 CE 230V | 50Hz



matte antique gold dark  
oxidado escuro mate  
mat antique or foncé

more finishes on request . mais acabamentos sob consulta . plus finitions sur demande p. 266

100%

ENLIGHTEN  
YOUR PROJECT

INDEX

COLLECTIONS

ARMOUR	LOFT
ARCH	MEDUSA
ASCOT	NIGHT
BRIDGE	OVLIN
BOSE	PICOLLO
CONE	POLO
CRIS	QUADRA
DEKA	RALL
DENVER	RECTA
DUMONT	RIBB
FRAN	RISE
GULL	ROCHE
HALM	ROUND
JOB	SET
KABAN	SHE
KID	WILLY

WALL LIGHTS

SUSPENSIONS /  
CEILING LAMPS

TABLE LAMPS

FLOOR LAMPS

ARCHITECTURAL  
LIGHTNING

HERITAGE

BATHROOM

SHADES

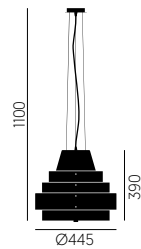
FINISHINGS

TECHNICAL INFO





ROCHE



SU - 0995

3x E27 - MAX. 15W LED  
IP20 CE 230V | 50Hz

antique gold matte  
oxidado mate  
or antique mat

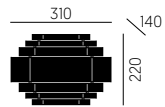

more finishes on request . mais acabamentos sob consulta . plus finitions sur demande p. 266

ENLIGHTEN  
YOUR PROJECT

INDEX

COLLECTIONS

ARMOUR	LOFT
ARCH	MEDUSA
ASCOT	NIGHT
BRIDGE	OVLIN
BOSE	PICOLLO
CONE	POLO
CRIS	QUADRA
DEKA	RALL
DENVER	RECTA
DUMONT	RIBB
FRAN	RISE
GULL	ROCHE
HALM	ROUND
JOB	SET
KABAN	SHE
KID	WILLY



AP - 1407

1x LED - MAX. 8W  
2700K 650lm  
Driver not included  
IP20 CE 230V | 50Hz



WALL LIGHTS

SUSPENSIONS /  
CEILING LAMPS

TABLE LAMPS

FLOOR LAMPS

ARCHITECTURAL  
LIGHTNING

HERITAGE

BATHROOM

SHADES

FINISHINGS

TECHNICAL INFO



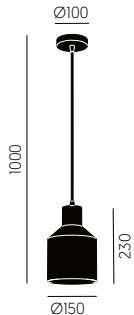



DUMONT

610 230 Ø150

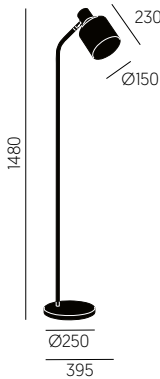
**AP - 1348**

1x E27 - MAX. 15W LED  
IP20 CE 230V | 50Hz



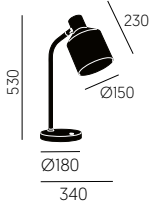
**SU - 1001**

1x E27 - MAX. 15W LED  
IP20 CE 230V | 50Hz



**CP - 1088**

1x E27 - MAX. 15W LED  
IP20 CE 230V | 50Hz



**CM - 0529**

1x E27 - MAX. 15W LED  
IP20 CE 230V | 50Hz



matte black / white  
preto mate / branco  
noir mat / blanc

more finishes on request . mais acabamentos sob consulta . plus finitions sur demande p. 266

ENLIGHTEN  
YOUR PROJECT

INDEX

COLLECTIONS

ARMOUR	LOFT
ARCH	MEDUSA
ASCOT	NIGHT
BRIDGE	OVLINE
BOSE	PICOLLO
CONE	POLO
CRIS	QUADRA
DEKA	RALL
DENVER	RECTA
<b>DUMONT</b>	RIBB
FRAN	RISE
GULL	ROCHE
HALM	ROUND
JOB	SET
KABAN	SHE
KID	WILLY

WALL LIGHTS

SUSPENSIONS /  
CEILING LAMPS

TABLE LAMPS

FLOOR LAMPS

ARCHITECTURAL  
LIGHTNING

HERITAGE

BATHROOM

SHADES

FINISHINGS

TECHNICAL INFO







HALM

ENLIGHTEN  
YOUR PROJECT

INDEX

COLLECTIONS

ARMOUR	LOFT
ARCH	MEDUSA
ASCOT	NIGHT
BRIDGE	OVLIN
BOSE	PICOLLO
CONE	POLO
CRIS	QUADRA
DEKA	RALL
DENVER	RECTA
DUMONT	RIBB
FRAN	RISE
GULL	ROCHE
<b>HALM</b>	ROUND
JOB	SET
KABAN	SHE
KID	WILLY

WALL LIGHTS

SUSPENSIONS /  
CEILING LAMPS

TABLE LAMPS

FLOOR LAMPS

ARCHITECTURAL  
LIGHTNING

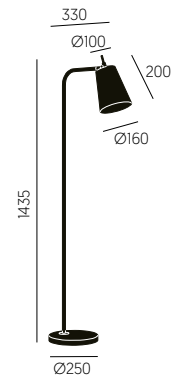
HERITAGE

BATHROOM

SHADES


FINISHINGS

TECHNICAL INFO

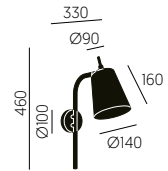



CP - 1051

1x E27 - MAX. 9W LED  
IP20 CE 230V | 50Hz

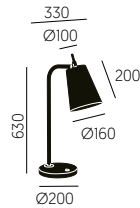
 **glossy black**  
preto brilhante  
noir brillant

more finishes on request . mais acabamentos sob consulta . plus finitions sur demande p. 263




AP - 1349

1x E27 - MAX. 9W LED  
IP20 CE 230V | 50Hz



CM - 0493

1x E27 - MAX. 9W LED  
IP20 CE 230V | 50Hz

 **white chintz**  
chintz branco  
chintz blanc

check . consultar . consulter p. 263







KID

ENLIGHTEN  
YOUR PROJECT

INDEX

COLLECTIONS

ARMOUR	LOFT
ARCH	MEDUSA
ASCOT	NIGHT
BRIDGE	OVLIN
BOSE	PICOLLO
CONE	POLO
CRIS	QUADRA
DEKA	RALL
DENVER	RECTA
DUMONT	RIBB
FRAN	RISE
GULL	ROCHE
HALM	ROUND
JOB	SET
KABAN	SHE
KID	WILLY

WALL LIGHTS

SUSPENSIONS /  
CEILING LAMPS

TABLE LAMPS

FLOOR LAMPS

ARCHITECTURAL  
LIGHTNING

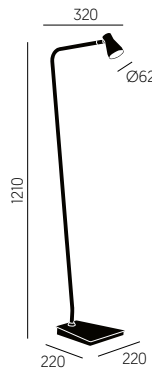
HERITAGE

BATHROOM

SHADES

FINISHINGS

TECHNICAL INFO

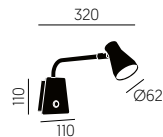


CP - 1063

1x LED - 8W  
3000K 400lm  
Driver not required  
IP20 CE 230V | 50Hz

antique gold matte  
oxidado mate  
or antique mat

more finishes on request . mais acabamentos sob consulta . plus finitions sur demande p. 266



AP - 1397

1x LED - 8W  
3000K 400lm  
Driver not required  
IP20 CE 230V | 50Hz



CM - 0508

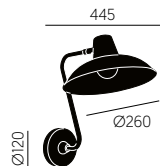
1x LED - 8W  
3000K 400lm  
Driver not required  
IP20 CE 230V | 50Hz





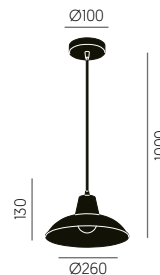


ASCOT



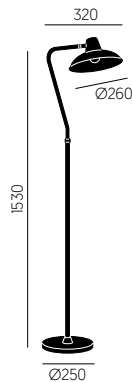
AP - 1380

1x E27 - MAX. 15W LED  
IP20 CE 230V | 50Hz



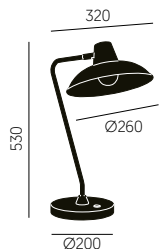
SU - 0962

1x E27 - MAX. 15W LED  
IP20 CE 230V | 50Hz



CP - 1065

1x E27 - MAX. 15W LED  
IP20 CE 230V | 50Hz



CM - 0511

1x E27 - MAX. 15W LED  
IP20 CE 230V | 50Hz

brushed nickel / white  
níquel escovado / branco  
nickel brossé / blanc

more finishes on request . mais acabamentos sob consulta . plus finitions sur demande p. 266

ENLIGHTEN  
YOUR PROJECT

INDEX

COLLECTIONS

ARMOUR	LOFT
ARCH	MEDUSA
ASCOT	NIGHT
BRIDGE	OVLIN
BOSE	PICOLLO
CONE	POLO
CRIS	QUADRA
DEKA	RALL
DENVER	RECTA
DUMONT	RIBB
FRAN	RISE
GULL	ROCHE
HALM	ROUND
JOB	SET
KABAN	SHE
KID	WILLY

WALL LIGHTS

SUSPENSIONS /  
CEILING LAMPS

TABLE LAMPS

FLOOR LAMPS

ARCHITECTURAL  
LIGHTNING

HERITAGE

BATHROOM

SHADES

FINISHINGS

TECHNICAL INFO







GULL

ENLIGHTEN  
YOUR PROJECT

INDEX

COLLECTIONS

ARMOUR	LOFT
ARCH	MEDUSA
ASCOT	NIGHT
BRIDGE	OVLINE
BOSE	PICOLLO
CONE	POLO
CRIS	QUADRA
DEKA	RALL
DENVER	RECTA
DUMONT	RIBB
FRAN	RISE
<b>GULL</b>	ROCHE
HALM	ROUND
JOB	SET
KABAN	SHE
KID	WILLY

WALL LIGHTS

SUSPENSIONS /  
CEILING LAMPS

TABLE LAMPS

FLOOR LAMPS

ARCHITECTURAL  
LIGHTNING

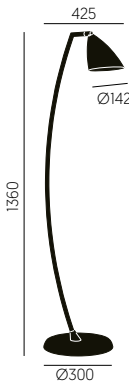
HERITAGE

BATHROOM

SHADES

FINISHINGS

TECHNICAL INFO

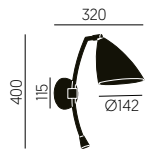


CP - 1062

1x E27 - MAX. 9W LED  
IP20 CE 230V | 50Hz

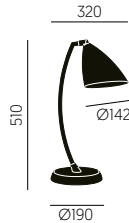


more finishes on request . mais acabamentos sob consulta . plus finitions sur demande p. 266



AP - 1415

1x E27 - 15W LED  
IP20 CE 230V | 50Hz



CM - 0510

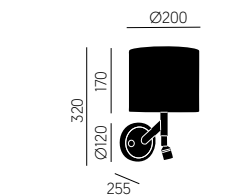
1x E27 - MAX. 9W LED  
IP20 CE 230V | 50Hz







ARMOUR



AP - 1339/16

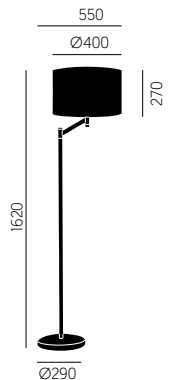
- 1x E27 - MAX. 9W LED
- 1x LED - MAX. 3W
- 3000K 190lm
- Driver included
- IP20 CE 230V | 50Hz

Left Side Version (AP-1339/17)



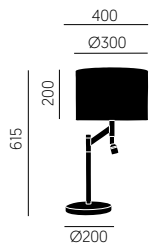

AP - 1340

- 1x E27 - MAX. 9W LED
- IP20 CE 230V | 50Hz



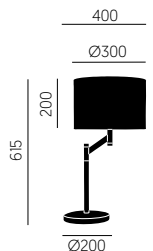
CP - 1047

- 1x E27 - MAX. 9W LED
- IP20 CE 230V | 50Hz



CM - 0490

- 1x E27 - MAX. 9W LED
- 1x LED - MAX. 3W
- 3000K 190lm
- Driver included
- IP20 CE 230V | 50Hz



CM - 0489

- 1x E27 - MAX. 9W LED
- IP20 CE 230V | 50Hz



matte black / antique gold  
preto mate / oxidado  
noir mat / or antique

more finishes on request . mais acabamentos sob consulta . plus finitions sur demande p. 266

black chintz  
chintz preto  
chintz noir

check . consultar . consulter p. 263



ENLIGHTEN  
YOUR PROJECT

INDEX

COLLECTIONS

ARMOUR	LOFT
ARCH	MEDUSA
ASCOT	NIGHT
BRIDGE	OVLINE
BOSE	PICOLLO
CONE	POLO
CRIS	QUADRA
DEKA	RALL
DENVER	RECTA
DUMONT	RIBB
FRAN	RISE
GULL	ROCHE
HALM	ROUND
JOB	SET
KABAN	SHE
KID	WILLY

WALL LIGHTS

SUSPENSIONS /  
CEILING LAMPS

TABLE LAMPS

FLOOR LAMPS

ARCHITECTURAL  
LIGHTNING

HERITAGE

BATHROOM

SHADES

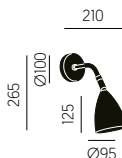
FINISHINGS

TECHNICAL INFO



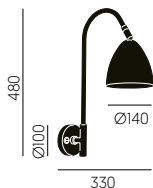


VIEW  
ONLINE



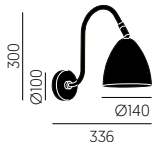
AP - 1418

1x G9 - MAX. 7W LED  
IP20 CE 230V | 50Hz



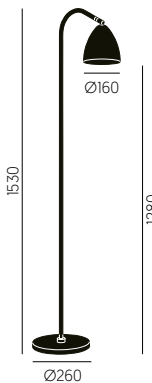
AP - 1419

1x E27 - MAX. 9W LED  
IP20 CE 230V | 50Hz



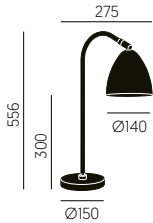
AP - 1420

1x E27 - MAX. 9W LED  
IP20 CE 230V | 50Hz



CP - 1081

1x E27 - MAX. 9W LED  
IP20 CE 230V | 50Hz



CM - 0521

1x E27 - MAX. 9W LED  
IP20 CE 230V | 50Hz



ENLIGHTEN  
YOUR PROJECT

INDEX

COLLECTIONS

ARMOUR	LOFT
ARCH	MEDUSA
ASCOT	NIGHT
BRIDGE	OVLINE
BOSE	PICOLLO
CONE	POLO
CRIS	QUADRA
DEKA	RALL
DENVER	RECTA
DUMONT	RIBB
FRAN	RISE
GULL	ROCHE
HALM	ROUND
<b>JOB</b>	SET
KABAN	SHE
KID	WILLY

WALL LIGHTS

SUSPENSIONS /  
CEILING LAMPS

TABLE LAMPS

FLOOR LAMPS

ARCHITECTURAL  
LIGHTNING

HERITAGE

BATHROOM

SHADES

FINISHINGS

TECHNICAL INFO



matte black / brushed nickel  
preto mate / níquel escovado  
noir mat / nickel brossé

more finishes on request . mais acabamentos sob consulta . plus finitions sur demande p. 266

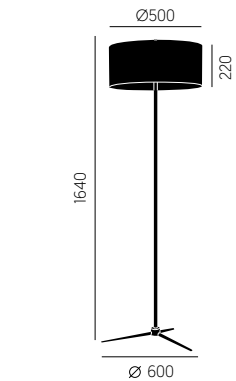

100%

100%  
COLOR  
MATCH





WILLY

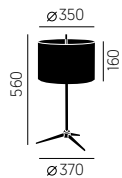


CP - 1024

2x E27 - MAX. 15W LED  
IP20 CE 230V | 50Hz

chrome  
cromado  
chrome poli

more finishes on request . mais acabamentos sob consulta . plus finitions sur demande p. 266



CM - 0462

2x E27 - MAX. 15W LED  
IP20 CE 230V | 50Hz

white chintz  
chintz branco  
chintz blanc

check . consultar . consulter p. 263



ENLIGHTEN  
YOUR PROJECT

INDEX

COLLECTIONS

ARMOUR	LOFT
ARCH	MEDUSA
ASCOT	NIGHT
BRIDGE	OVLIN
BOSE	PICOLLO
CONE	POLO
CRIS	QUADRA
DEKA	RALL
DENVER	RECTA
DUMONT	RIBB
FRAN	RISE
GULL	ROCHE
HALM	ROUND
JOB	SET
KABAN	SHE
KID	WILLY

WALL LIGHTS

SUSPENSIONS /  
CEILING LAMPS

TABLE LAMPS

FLOOR LAMPS

ARCHITECTURAL  
LIGHTNING

HERITAGE

BATHROOM

SHADES

FINISHINGS

TECHNICAL INFO





Jean-Paul Marzais

Jean-Paul Marzais has a sober and refined design. His creations fill the space to make it a place of peace and serenity.

Before becoming interested in creating objects, Jean-Paul Marzais was seduced by graphic design and visual communication, exploring the notion of "minimum" and the pursuit of simplicity in his design.

He is an enthusiast of the discipline of essence and density.

Jean-Paul Marzais possui um design sóbrio e refinado. As suas criações ocupam o espaço para torná-lo um lugar de paz e serenidade.

Antes de se interessar pela criação de objetos, Jean-Paul Marzais foi seduzido pelo design gráfico e pela comunicação visual, explorando a noção de "mínimo" e a busca pela simplicidade que aplica no seu design.

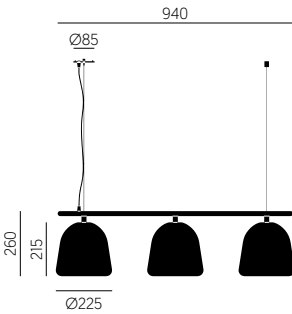
É um aficionado pela disciplina da essência e densidade.

Jean-Paul Marzais revendique un design sobre et raffiné. Ces créations colonisent l'espace pour en faire un territoire de paix et de sérénité.

Avant de s'intéresser à la créations d'objets, Jean-Paul Marzais a tout d'abord été séduit par le design graphique et la communication visuel, en explorant la notion du « minimum » et la quête de la simplicité qu'il applique aujourd'hui à l'architecture d'intérieur et au design. Il est séduit par la discipline de l'essentiel et la notion du condensé.



POLO



POLO  
SU - 0998

3x E27 - MAX. 15W LED

IP20 CE 230V | 50Hz

Jean-Paul Marzais

textured black  
preto texturado  
noir granit

more finishes on request . mais acabamentos sob consulta . plus finitions sur demande p. 266

black smoked glass  
vidro fumado preto  
verre fumé noir

check . consultar . consulter p. 263



ENLIGHTEN  
YOUR PROJECT

INDEX

COLLECTIONS

ARMOUR	LOFT
ARCH	MEDUSA
ASCOT	NIGHT
BRIDGE	OVLINE
BOSE	PICOLLO
CONE	<b>POLO</b>
CRIS	QUADRA
DEKA	RALL
DENVER	RECTA
DUMONT	RIBB
FRAN	RISE
GULL	ROCHE
HALM	ROUND
JOB	SET
KABAN	SHE
KID	WILLY

WALL LIGHTS

SUSPENSIONS /  
CEILING LAMPS

TABLE LAMPS

FLOOR LAMPS

ARCHITECTURAL  
LIGHTNING

HERITAGE

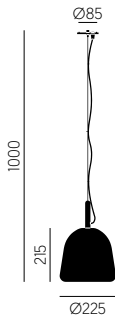
BATHROOM

SHADES

FINISHINGS

TECHNICAL INFO





POLO  
SU - 0997

1x E27 - MAX. 15W LED  
IP20 CE 230V | 50Hz  
*Jean Paul Parzani*

**textured black**  
preto texturado  
noir granit

more finishes on request . mais acabamentos sob consulta . plus finitions sur demande p. 266

**black smoked glass**  
vidro fumado preto  
verre fumé noir

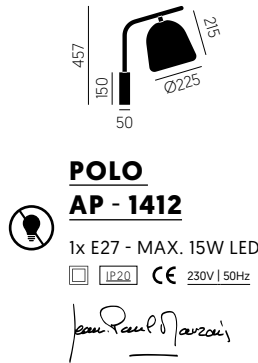
check . consultar . consulter p. 263

POLO



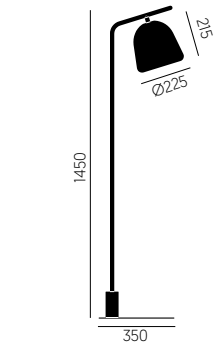
POLO  
PF - 0598

1x E27 - MAX. 15W LED  
IP20 CE 230V | 50Hz  
*Jean Paul Parzani*



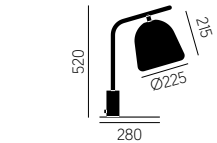
POLO  
AP - 1412

1x E27 - MAX. 15W LED  
IP20 CE 230V | 50Hz  
*Jean Paul Parzani*



POLO  
CP - 1077

1x E27 - MAX. 15W LED  
IP20 CE 230V | 50Hz  
*Jean Paul Parzani*



POLO  
CM - 0516

1x E27 - MAX. 15W LED  
IP20 CE 230V | 50Hz  
*Jean Paul Parzani*



**textured black**  
preto texturado  
noir granit

more finishes on request . mais acabamentos sob consulta . plus finitions sur demande p. 266

**black smoked glass**  
vidro fumado preto  
verre fumé noir

check . consultar . consulter p. 263



ENLIGHTEN  
YOUR PROJECT

INDEX

COLLECTIONS

ARMOUR	LOFT
ARCH	MEDUSA
ASCOT	NIGHT
BRIDGE	OVLIN
BOSE	PICOLLO
CONE	<b>POLO</b>
CRIS	QUADRA
DEKA	RALL
DENVER	RECTA
DUMONT	RIBB
FRAN	RISE
GULL	ROCHE
HALM	ROUND
JOB	SET
KABAN	SHE
KID	WILLY

WALL LIGHTS

SUSPENSIONS /  
CEILING LAMPS

TABLE LAMPS

FLOOR LAMPS

ARCHITECTURAL  
LIGHTNING

HERITAGE

BATHROOM

SHADES

FINISHINGS

TECHNICAL INFO





SHE

CM - 0463

1x E27 - MAX. 9W LED  
IP20 CE 230V | 50Hz

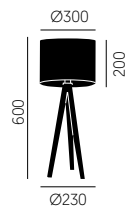
matte white  
branco mate  
blanc mat



CM - 0496

1x E27 - MAX. 9W LED  
IP20 CE 230V | 50Hz

beech wood  
madeira faia  
bois de hêtre



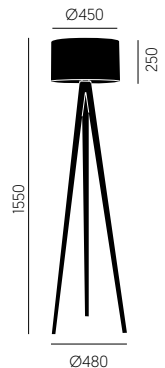
CM - 0463 IE

1x E27 - MAX. 9W LED  
IP20 CE 230V | 50Hz

stainless steel  
inox  
inox



more finishes on request . mais acabamentos sob consulta . plus finitions sur demande p. 266



CP - 1054

1x E27 - MAX. 15W LED  
IP20 CE 230V | 50Hz

beech wood  
madeira faia  
bois de hêtre

CP - 1025

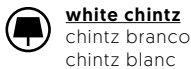
1x E27 - MAX. 15W LED  
IP20 CE 230V | 50Hz

matte white  
branco mate  
blanc mat

CP - 1025 IE

1x E27 - MAX. 15W LED  
IP20 CE 230V | 50Hz

stainless steel  
inox  
inox



check . consultar . consulter p. 263



ENLIGHTEN  
YOUR PROJECT

INDEX

COLLECTIONS

ARMOUR	LOFT
ARCH	MEDUSA
ASCOT	NIGHT
BRIDGE	OVLIN
BOSE	PICOLLO
CONE	POLO
CRIS	QUADRA
DEKA	RALL
DENVER	RECTA
DUMONT	RIBB
FRAN	RISE
GULL	ROCHE
HALM	ROUND
JOB	SET
KABAN	<b>SHE</b>
KID	WILLY

WALL LIGHTS

SUSPENSIONS /  
CEILING LAMPS

TABLE LAMPS

FLOOR LAMPS

ARCHITECTURAL  
LIGHTNING

HERITAGE

BATHROOM

SHADES

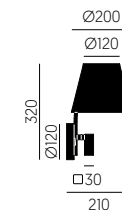
FINISHINGS

TECHNICAL INFO



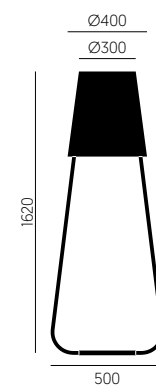


RISE



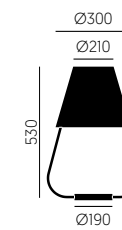

AP - 1416

- 1x E27 - MAX. 9W LED
- 1x LED - MAX. 3W
- 3000K 190lm
- Driver included
- IP20
- CE
- 230V | 50Hz



CP - 1078


- 1x E27 - MAX. 15W LED
- IP20
- CE
- 230V | 50Hz



CM - 0517

- 1x E27 - MAX. 15W LED
- IP20
- CE
- 230V | 50Hz



 **matte black / chrome**  
preto mate / cromado  
noir mat / chrome poli

more finishes on request . mais acabamentos sob consulta . plus finitions sur demande p. 266

 **chintz black**  
chintz preto  
chintz noir

check . consultar . consulter p. 263



ENLIGHTEN  
YOUR PROJECT

INDEX

COLLECTIONS

ARMOUR	LOFT
ARCH	MEDUSA
ASCOT	NIGHT
BRIDGE	OVLIN
BOSE	PICOLLO
CONE	POLO
CRIS	QUADRA
DEKA	RALL
DENVER	RECTA
DUMONT	RIBB
FRAN	<b>RISE</b>
GULL	ROCHE
HALM	ROUND
JOB	SET
KABAN	SHE
KID	WILLY

WALL LIGHTS

SUSPENSIONS /  
CEILING LAMPS

TABLE LAMPS

FLOOR LAMPS

ARCHITECTURAL  
LIGHTNING

HERITAGE

BATHROOM

SHADES

FINISHINGS

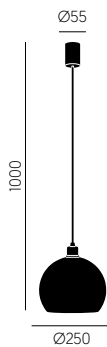
TECHNICAL INFO






VIEW  
ONLINE


NIGHT



**NIGHT III**  
**SU - 0991**  
1x E27 - MAX. 15W LED  
IP20 CE 230V | 50Hz

 **antique gold**  
oxidado  
or antique

more finishes on request . mais acabamentos sob consulta . plus finitions sur demande p. 266

 **black smoked glass**  
vidro fumado preto  
verre fumé noir

check . consultar . consulter p. 263

ENLIGHTEN  
YOUR PROJECT

INDEX

COLLECTIONS

ARMOUR	LOFT
ARCH	MEDUSA
ASCOT	<b>NIGHT</b>
BRIDGE	OVLIN
BOSE	PICOLLO
CONE	POLO
CRIS	QUADRA
DEKA	RALL
DENVER	RECTA
DUMONT	RIBB
FRAN	RISE
GULL	ROCHE
HALM	ROUND
JOB	SET
KABAN	SHE
KID	WILLY

WALL LIGHTS

SUSPENSIONS /  
CEILING LAMPS

TABLE LAMPS

FLOOR LAMPS

ARCHITECTURAL  
LIGHTNING

HERITAGE

BATHROOM

SHADES

FINISHINGS

TECHNICAL INFO








**NIGHT I  
SU - 0989**


1x E27 - MAX. 15W LED  
IP20 CE 230V | 50Hz

**NIGHT II  
SU - 0990**

1x E27 - MAX. 15W LED  
IP20 CE 230V | 50Hz

 **antique gold**  
oxidado  
or antique

more finishes on request . mais acabamentos sob consulta . plus finitions sur demande p. 266

 **black smoked glass**  
vidro fumado preto  
verre fumé noir

check . consultar . consulter p. 263

NIGHT



**NIGHT I  
AP - 1381**

1x E27 - MAX. 15W LED  
IP20 CE 230V | 50Hz

**chrome**  
cromado  
chrome poli



**NIGHT II  
AP - 1382**

1x E27 - MAX. 15W LED  
IP20 CE 230V | 50Hz

**matte copper**  
cobre mate  
cuivre mat




**NIGHT III  
AP - 1383**

1x E27 - MAX. 15W LED  
IP20 CE 230V | 50Hz

**glossy copper**  
cobre brilhante  
cuivre brillant



 **black smoked glass**  
vidro fumado preto  
verre fumé noir

check . consultar . consulter p. 263



ENLIGHTEN  
YOUR PROJECT

INDEX

COLLECTIONS

ARMOUR	LOFT
ARCH	MEDUSA
ASCOT	<b>NIGHT</b>
BRIDGE	OVLIN
BOSE	PICOLLO
CONE	POLO
CRIS	QUADRA
DEKA	RALL
DENVER	RECTA
DUMONT	RIBB
FRAN	RISE
GULL	ROCHE
HALM	ROUND
JOB	SET
KABAN	SHE
KID	WILLY

WALL LIGHTS

SUSPENSIONS /  
CEILING LAMPS

TABLE LAMPS

FLOOR LAMPS

ARCHITECTURAL  
LIGHTNING

HERITAGE

BATHROOM

SHADES

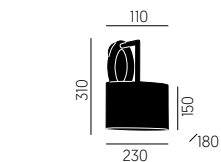
FINISHINGS

TECHNICAL INFO



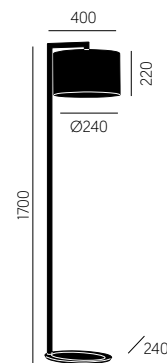


OVLINE



AP - 1305

1x E27 - MAX. 9W LED  
IP20 CE 230V | 50Hz

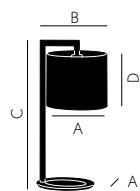


CP - 1027

1x E27 - MAX. 15W LED  
IP20 CE 230V | 50Hz

antique copper matte  
oxidado cobre mate  
cuivre antique mat

more finishes on request . mais acabamentos sob consulta . plus finitions sur demande p. 266



CM - 0465 / CM - 0466

[A] → Ø160mm / Ø190mm  
[B] → 295mm / 360mm  
[C] → 500mm / 590mm  
[D] → 180mm / 200mm

1x E27 - MAX. 9W LED  
IP20 CE 230V | 50Hz

black chintz  
chintz preto  
chintz noir

check . consultar . consulter p. 263

ENLIGHTEN  
YOUR PROJECT

INDEX

COLLECTIONS

ARMOUR	LOFT
ARCH	MEDUSA
ASCOT	NIGHT
BRIDGE	OVLINE
BOSE	PICOLLO
CONE	POLO
CRIS	QUADRA
DEKA	RALL
DENVER	RECTA
DUMONT	RIBB
FRAN	RISE
GULL	ROCHE
HALM	ROUND
JOB	SET
KABAN	SHE
KID	WILLY

WALL LIGHTS

SUSPENSIONS /  
CEILING LAMPS

TABLE LAMPS

FLOOR LAMPS

ARCHITECTURAL  
LIGHTNING

HERITAGE

BATHROOM

SHADES

FINISHINGS

TECHNICAL INFO





ENLIGHTEN  
YOUR PROJECT

## INDEX

## COLLECTIONS

ARMOUR	LOFT
<b>ARCH</b>	MEDUSA
ASCOT	NIGHT
BRIDGE	OVLIN
BOSE	PICOLLO
CONE	POLO
CRIS	QUADRA
DEKA	RALL
DENVER	RECTA
DUMONT	RIBB
FRAN	RISE
GULL	ROCHE
HALM	ROUND
JOB	SET
KABAN	SHE
KID	WILLY

## WALL LIGHTS

SUSPENSIONS /  
CEILING LAMPS

## TABLE LAMPS

## FLOOR LAMPS

ARCHITECTURAL  
LIGHTNING

## HERITAGE

## BATHROOM

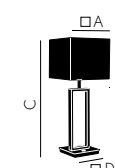
## SHADES

## FINISHINGS

## TECHNICAL INFO



## ARCH



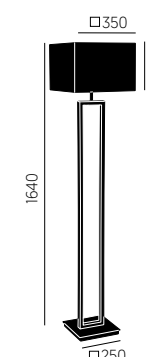
## CM - 3226 / 3227

(A) → 250mm / 200mm  
(B) → 200mm / 200mm  
(C) → 655mm / 530mm  
(D) → 170mm / 155mm  
1x E27 - MAX. 9W LED  
IP20 CE 230V | 50Hz



## CP - 1011

1x E27 - MAX. 15W LED  
1x LED - MAX. 3W  
3000K 190lm  
Driver included  
IP20 CE 230V | 50Hz



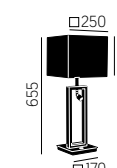
## CP - 1010

1x E27 - MAX. 15W LED  
IP20 CE 230V | 50Hz



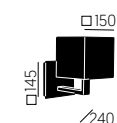
**brushed nickel**  
níquel escovado  
nickel brossé

more finishes on request . mais acabamentos sob consulta . plus finitions sur demande p. 266



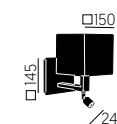
## CM - 0456

1x E27 - MAX. 9W LED  
1x LED - MAX. 3W  
3000K 190lm  
Driver included  
IP20 CE 230V | 50Hz



## AP - 1294

1x E27 - MAX. 9W LED  
IP20 CE 230V | 50Hz



## AP - 2231

1x E27 - MAX. 9W LED  
1x LED - MAX. 3W  
3000K 190lm  
Driver included  
IP20 CE 230V | 50Hz



**white chintz**  
chintz branco  
chintz blanc

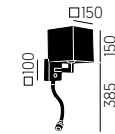
check . consultar . consulter p. 263





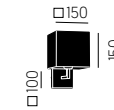


QUADRA



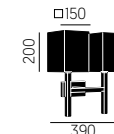
AP - 1402

- 1x E27 - MAX. 9W LED
- 1x LED - MAX. 3W
- 3000K 190lm
- Driver included
- IP20 CE 230V | 50Hz



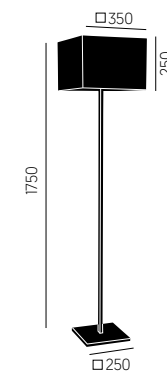
AP - 2211

- 1x E27 - MAX. 9W LED
- IP20 CE 230V | 50Hz



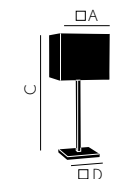

AP - 2128

- 2x E27 - MAX. 9W LED
- IP20 CE 230V | 50Hz



CP - 0982

- 1x E27 - MAX. 15W LED
- IP20 CE 230V | 50Hz



CM - 3211 / CM - 3212

- [A] → 200mm / 250mm
- [B] → 200mm / 220mm
- [C] → 480mm / 620mm
- [D] → 150mm / 170mm
- 1x E27 - MAX. 9W LED
- IP20 CE 230V | 50Hz



more finishes on request . mais acabamentos sob consulta . plus finitions sur demande p. 266



check . consultar . consulter p. 263



ENLIGHTEN  
YOUR PROJECT

INDEX

COLLECTIONS

ARMOUR	LOFT
ARCH	MEDUSA
ASCOT	NIGHT
BRIDGE	OVLIN
BOSE	PICOLLO
CONE	POLO
CRIS	QUADRA
DEKA	RALL
DENVER	RECTA
DUMONT	RIBB
FRAN	RISE
GULL	ROCHE
HALM	ROUND
JOB	SET
KABAN	SHE
KID	WILLY

WALL LIGHTS

SUSPENSIONS /  
CEILING LAMPS

TABLE LAMPS

FLOOR LAMPS

ARCHITECTURAL  
LIGHTNING

HERITAGE

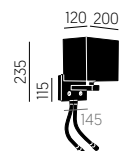
BATHROOM

SHADES

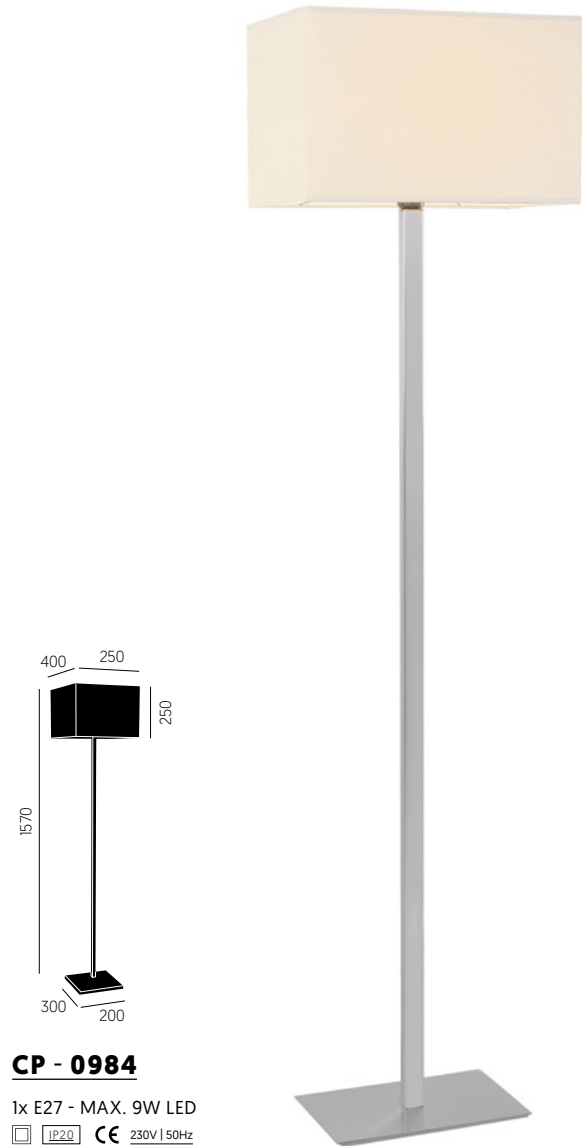
FINISHINGS

TECHNICAL INFO





**AP - 1413**  
1x E27 - MAX. 9W LED  
2x LED - MAX. 1W  
5000K 150lm  
Driver included  
IP20 CE 230V | 50Hz

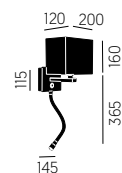



**CP - 0984**  
1x E27 - MAX. 9W LED  
IP20 CE 230V | 50Hz

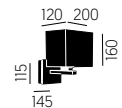
**brushed nickel**  
níquel escovado  
nickel brossé

more finishes on request . mais acabamentos sob consulta . plus finitions sur demande p. 266

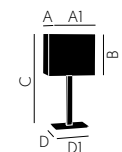
**beige chintz**  
chintz bege  
chintz beige



**AP - 1414**  
1x E27 - MAX. 9W LED  
1x LED - MAX. 1W  
5000K 150lm  
Driver included  
IP20 CE 230V | 50Hz



**AP - 2213**  
1x E27 - MAX. 9W LED  
IP20 CE 230V | 50Hz



**CM - 3213 / CM - 0387**  
[A] ↔ 150mm / 200mm  
[A1] ↔ 230mm / 300mm  
[B] ↔ 200mm / 220mm  
[C] ↔ 470mm / 605mm  
[D] ↔ 110mm / 140mm  
[D1] ↔ 170mm / 240mm  
1x E27 - MAX. 9W LED  
IP20 CE 230V | 50Hz

**beige chintz**  
chintz bege  
chintz beige

check . consultar . consulter p. 263

ARMOUR	LOFT
ARCH	MEDUSA
ASCOT	NIGHT
BRIDGE	OVLINE
BOSE	PICOLLO
CONE	POLO
CRIS	QUADRA
DEKA	RALL
DENVER	<b>RECTA</b>
DUMONT	RIBB
FRAN	RISE
GULL	ROCHE
HALM	ROUND
JOB	SET
KABAN	SHE
KID	WILLY

WALL LIGHTS

SUSPENSIONS /  
CEILING LAMPS

TABLE LAMPS

FLOOR LAMPS

ARCHITECTURAL  
LIGHTNING

HERITAGE

BATHROOM

SHADES

FINISHINGS

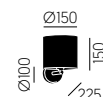
TECHNICAL INFO





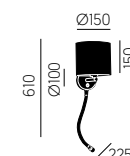


ROUND



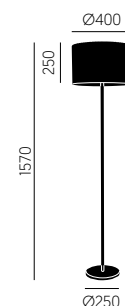
AP - 1166

1x E27 - MAX. 9W LED  
IP20 CE 230V | 50Hz



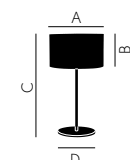

AP - 1401

1x E27 - MAX. 9W LED  
1x LED - MAX. 1W  
5000K 150lm  
Driver included  
IP20 CE 230V | 50Hz



CP - 0983

1x E27 - MAX. 15W LED  
IP20 CE 230V | 50Hz



CM - 0385 / CM - 0386

[A] → Ø300mm / Ø350mm  
[B] → 180mm / 180mm  
[C] → 440mm / 570mm  
[D] → Ø220mm / Ø220mm  
1x E27 - MAX. 9W LED  
IP20 CE 230V | 50Hz



more finishes on request . mais acabamentos sob consulta . plus finitions sur demande p. 266



check . consultar . consulter p. 263



ENLIGHTEN  
YOUR PROJECT

INDEX

COLLECTIONS

ARMOUR	LOFT
ARCH	MEDUSA
ASCOT	NIGHT
BRIDGE	OVLINE
BOSE	PICOLLO
CONE	POLO
CRIS	QUADRA
DEKA	RALL
DENVER	RECTA
DUMONT	RIBB
FRAN	RISE
GULL	ROCHE
HALM	<b>ROUND</b>
JOB	SET
KABAN	SHE
KID	WILLY

WALL LIGHTS

SUSPENSIONS /  
CEILING LAMPS

TABLE LAMPS

FLOOR LAMPS

ARCHITECTURAL  
LIGHTNING

HERITAGE

BATHROOM

SHADES

FINISHINGS

TECHNICAL INFO





CRIS



chrome  
cromado  
chrome poli

more finishes on request . mais acabamentos sob consulta . plus finitions sur demande p. 266

black chintz  
chintz preto  
chintz noir

check . consultar . consulter p. 263



ENLIGHTEN  
YOUR PROJECT

INDEX

COLLECTIONS

ARMOUR	LOFT
ARCH	MEDUSA
ASCOT	NIGHT
BRIDGE	OVLIN
BOSE	PICOLLO
CONE	POLO
CRIS	QUADRA
DEKA	RALL
DENVER	RECTA
DUMONT	RIBB
FRAN	RISE
GULL	ROCHE
HALM	ROUND
JOB	SET
KABAN	SHE
KID	WILLY

WALL LIGHTS

SUSPENSIONS /  
CEILING LAMPS

TABLE LAMPS

FLOOR LAMPS

ARCHITECTURAL  
LIGHTNING

HERITAGE

BATHROOM

SHADES

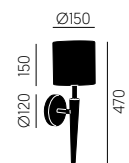
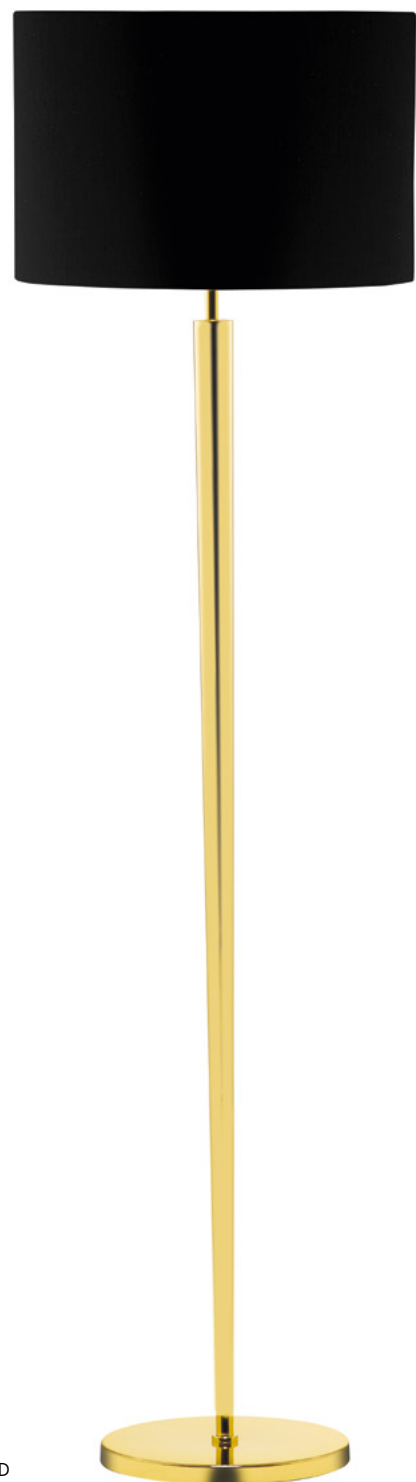
FINISHINGS

TECHNICAL INFO



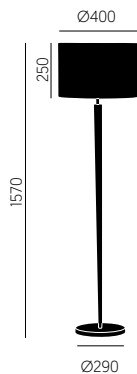


CONE



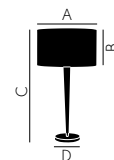
AP - 1282

1x E27 - MAX. 9W LED  
IP20 CE 230V | 50Hz



CP - 1014

1x E27 - MAX. 15W LED  
IP20 CE 230V | 50Hz



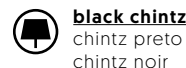
CM - 0430 / CM - 0451

[A] → Ø300mm / Ø350mm  
[B] → 180mm / 180mm  
[C] → 570mm / 640mm  
[D] → Ø150mm / Ø150mm  
1x E27 - MAX. 9W LED  
IP20 CE 230V | 50Hz



gold plate  
banho ouro  
or

more finishes on request . mais acabamentos sob consulta . plus finitions sur demande p. 266



black chintz  
chintz preto  
chintz noir

check . consultar . consulter p. 263



ENLIGHTEN  
YOUR PROJECT

INDEX

COLLECTIONS

ARMOUR	LOFT
ARCH	MEDUSA
ASCOT	NIGHT
BRIDGE	OVLIN
BOSE	PICOLLO
CONE	POLO
CRIS	QUADRA
DEKA	RALL
DENVER	RECTA
DUMONT	RIBB
FRAN	RISE
GULL	ROCHE
HALM	ROUND
JOB	SET
KABAN	SHE
KID	WILLY

WALL LIGHTS

SUSPENSIONS /  
CEILING LAMPS

TABLE LAMPS

FLOOR LAMPS

ARCHITECTURAL  
LIGHTNING

HERITAGE

BATHROOM

SHADES

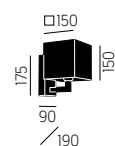
FINISHINGS

TECHNICAL INFO



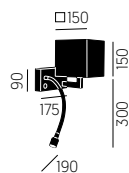


BRIDGE



AP - 1268

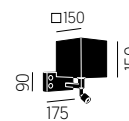
1x E27 - MAX. 9W LED  
IP20 CE 230V | 50Hz



AP - 1266

1x E27 - MAX. 9W LED  
1x LED - MAX. 3W  
3000K 190lm  
Driver included  
IP20 CE 230V | 50Hz

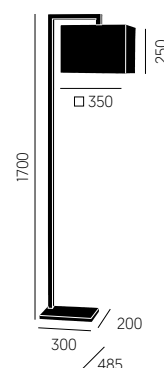
Right Side Version [AP-1270]



AP - 1353

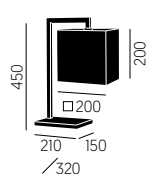
1x E27 - MAX. 9W LED  
1x LED - MAX. 3W  
3000K 190lm  
Driver included  
IP20 CE 230V | 50Hz

Right Side Version [AP-1354]



CP - 1012

1x E27 - MAX. 15W LED  
IP20 CE 230V | 50Hz



CM - 0448

1x E27 - MAX. 9W LED  
IP20 CE 230V | 50Hz



brushed nickel  
níquel escovado  
nickel brossé

more finishes on request . mais acabamentos sob consulta . plus finitions sur demande p. 266

white chintz  
chintz branco  
chintz blanc

check . consultar . consulter p. 263



ENLIGHTEN  
YOUR PROJECT

INDEX

COLLECTIONS

ARMOUR	LOFT
ARCH	MEDUSA
ASCOT	NIGHT
BRIDGE	OVLIN
BOSE	PICOLLO
CONE	POLO
CRIS	QUADRA
DEKA	RALL
DENVER	RECTA
DUMONT	RIBB
FRAN	RISE
GULL	ROCHE
HALM	ROUND
JOB	SET
KABAN	SHE
KID	WILLY

WALL LIGHTS

SUSPENSIONS /  
CEILING LAMPS

TABLE LAMPS

FLOOR LAMPS

ARCHITECTURAL  
LIGHTNING

HERITAGE

BATHROOM

SHADES

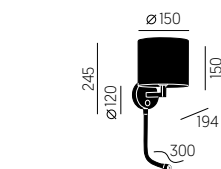
FINISHINGS

TECHNICAL INFO



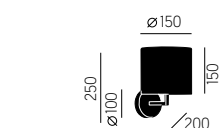


LOFT



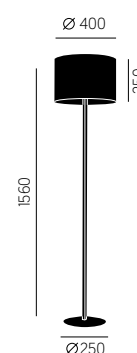
AP - 1403

1x E27 - MAX. 9W LED  
1x LED - MAX. 1W  
5000K 150lm  
Driver included  
IP20 CE 230V | 50Hz



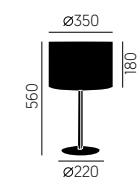
AP - 1312

1x E27 - MAX. 9W LED  
IP20 CE 230V | 50Hz



CP - 1030

1x E27 - MAX. 15W LED  
IP20 CE 230V | 50Hz



CM - 0469

1x E27 - MAX. 9W LED  
IP20 CE 230V | 50Hz



antique dark  
oxidado escuro  
antique foncé

more finishes on request . mais acabamentos sob consulta . plus finitions sur demande p. 266

white chintz  
chintz branco  
chintz blanc

check . consultar . consulter p. 263

ENLIGHTEN  
YOUR PROJECT

INDEX

COLLECTIONS

ARMOUR	LOFT
ARCH	MEDUSA
ASCOT	NIGHT
BRIDGE	OVLIN
BOSE	PICOLLO
CONE	POLO
CRIS	QUADRA
DEKA	RALL
DENVER	RECTA
DUMONT	RIBB
FRAN	RISE
GULL	ROCHE
HALM	ROUND
JOB	SET
KABAN	SHE
KID	WILLY

WALL LIGHTS

SUSPENSIONS /  
CEILING LAMPS

TABLE LAMPS

FLOOR LAMPS

ARCHITECTURAL  
LIGHTNING

HERITAGE

BATHROOM

SHADES

FINISHINGS

TECHNICAL INFO





ENLIGHTEN  
YOUR PROJECT

INDEX

COLLECTIONS

WALL LIGHTS

READING LIGHTS

WALL LIGHTS

SIGNALETIC

PICTURE LIGHTS

SUSPENSIONS /  
CEILING LAMPS

TABLE LAMPS

FLOOR LAMPS

ARCHITECTURAL  
LIGHTNING

HERITAGE

BATHROOM

SHADES

FINISHINGS

TECHNICAL INFO

WALL LIGHTS

APLIQUES . APPLIQUES MURALES

**reading lights** . luzes de leitura . liseuses

loop . haura round . haura . slim . sea . victoria . elizabeth . kandy  
kandy recess . snake . laska . agra . wall . bed . flex

**wall lights** . apliques . appliques murales

ginger . kobe . zanzi . java . nico

**signaletics** . sinalética . signalisation

dot . acra . AP-1186/06 . AP-1185/20 . AP-1184/21

**picture lights** . ilumina quadros . appliques pour tableau

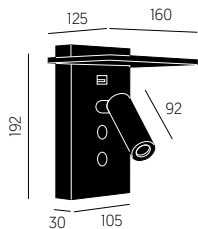
louis I . louis II . louis III . louis IV





READING LIGHTS

LUZES DE LEITURA . LISEUSES



LOOP  
AP - 1423

- 1x LED - MAX. 3W  
3000K 190lm
- 2x LED - MAX. 2,3W  
3000K 295ml
- Driver included
- USB Port type A- 5V - 2A
- IP20 CE 230V | 50Hz

**matte black**  
preto mate  
noir mat

more finishes on request . mais acabamentos sob consulta . plus finitions sur demande p. 266

ENLIGHTEN  
YOUR PROJECT

INDEX

COLLECTIONS

WALL LIGHTS

READING LIGHTS

AGRA	KANDY
BED	RECESS
ELIZABETH	LASKA
FLEX	LOOP
HAURA	SEA
HAURA	SLIM
ROUND	SNAKE
KANDY	VICTORIA
	WALL

WALL LIGHTS

SIGNALETIC

PICTURE LIGHTS

SUSPENSIONS /  
CEILING LAMPS

TABLE LAMPS

FLOOR LAMPS

ARCHITECTURAL  
LIGHTNING

HERITAGE

BATHROOM

SHADES

FINISHINGS

TECHNICAL INFO





READING LIGHTS

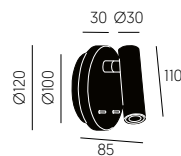
LUZES DE LEITURA . LISEUSES



ARTINOX LIGHTING MANUFACTURER SINCE 1977

READING LIGHTS

LUZES DE LEITURA . LISEUSES



HAURA ROUND  
AP - 1424

- 1x LED - MAX. 3W  
2700K 190lm
- 2x LED - MAX. 3,7W  
2700K 400lm  
Driver included

IP20 CE 230V | 50Hz

matte white  
branco mate  
blanc mat

more finishes on request . mais acabamentos sob consulta . plus finitions sur demande p. 266



ENLIGHTEN  
YOUR PROJECT

INDEX

COLLECTIONS

WALL LIGHTS

READING LIGHTS

AGRA	KANDY
BED	RECESS
ELIZABETH	LASKA
FLEX	LOOP
HAURA	SEA
HAURA ROUND	SLIM
KANDY	SNAKE
VICTORIA	WALL

WALL LIGHTS

SIGNALETIC

PICTURE LIGHTS

SUSPENSIONS /  
CEILING LAMPS

TABLE LAMPS

FLOOR LAMPS

ARCHITECTURAL  
LIGHTNING

HERITAGE

BATHROOM

SHADES

FINISHINGS

TECHNICAL INFO





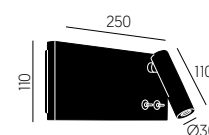
VIEW  
ONLINE

## READING LIGHTS

LUZES DE LEITURA . LISEUSES



**matte black**  
preto mate  
noir mat



### HAURA AP - 1366/17

- 1x LED - MAX. 3W  
3000K 190lm
- 1x LED - MAX. 6W  
3000K 700lm
- Driver included
- IP20 CE 230V | 50Hz

Left Side Version [AP-1366/16]



**various**  
vários  
diverse

more finishes on request . mais acabamentos sob consulta . plus finitions sur demande p. 266



**ENLIGHTEN  
YOUR PROJECT**

**INDEX**

**COLLECTIONS**

**WALL LIGHTS**

**READING LIGHTS**

AGRA	KANDY
BED	RECESS
ELIZABETH	LASKA
FLEX	LOOP
<b>HAURA</b>	SEA
HAURA	SLIM
ROUND	SNAKE
KANDY	VICTORIA
	WALL

**WALL LIGHTS**

**SIGNALETIC**

**PICTURE LIGHTS**

**SUSPENSIONS /  
CEILING LAMPS**

**TABLE LAMPS**

**FLOOR LAMPS**

**ARCHITECTURAL  
LIGHTNING**

**HERITAGE**

**BATHROOM**

**SHADES**

**FINISHINGS**

**TECHNICAL INFO**



READING LIGHTS

LUZES DE LEITURA . LISEUSES



ENLIGHTEN  
YOUR PROJECT

INDEX

COLLECTIONS

WALL LIGHTS

READING LIGHTS

AGRA	KANDY
BED	RECESS
ELIZABETH	LASKA
FLEX	LOOP
HAURA	SEA
HAURA	SLIM
ROUND	SNAKE
KANDY	VICTORIA
	WALL

WALL LIGHTS  
SIGNALETIC  
PICTURE LIGHTS

SUSPENSIONS /  
CEILING LAMPS

TABLE LAMPS

FLOOR LAMPS

ARCHITECTURAL  
LIGHTNING

HERITAGE

BATHROOM

SHADES

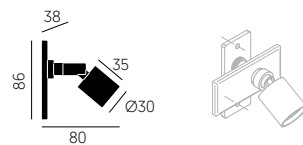
FINISHINGS

TECHNICAL INFO



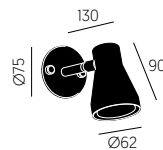


READING LIGHTS  
LUZES DE LEITURA · LISEUSES



SLIM  
AP - 1400

- 1x LED - MAX. 3W  
3000K 190lm  
Driver included
- IP20 CE 230V | 50Hz
- chrome  
cromado  
chrome poli



SEA  
AP - 1365

- 1x GU10 - MAX. 20W
- IP20 CE 230V | 50Hz
- matte black  
preto mate  
noir mat



more finishes on request · mais acabamentos sob consulta · plus finitions sur demande p. 266

ENLIGHTEN  
YOUR PROJECT

INDEX

COLLECTIONS

WALL LIGHTS

READING LIGHTS

AGRA	KANDY
BED	RECESS
ELIZABETH	LASKA
FLEX	LOOP
HAURA	SEA
HAURA	SLIM
ROUND	SNAKE
KANDY	VICTORIA
	WALL

WALL LIGHTS

SIGNALETIC

PICTURE LIGHTS

SUSPENSIONS /  
CEILING LAMPS

TABLE LAMPS

FLOOR LAMPS

ARCHITECTURAL  
LIGHTNING

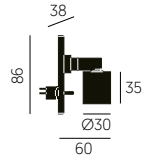
HERITAGE

BATHROOM

SHADES

FINISHINGS

TECHNICAL INFO



SLIM  
AP - 1400/15

- 1x LED - MAX. 3W  
3000K 190lm  
Driver included
- IP20 CE 230V | 50Hz
- brushed nickel  
níquel escovado  
nickel brossé







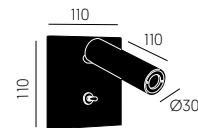
AGRA	KANDY
BED	RECESS
ELIZABETH	LASKA
FLEX	LOOP
HAURA	SEA
HAURA	SLIM
ROUND	SNAKE
KANDY	VICTORIA
	WALL



VIEW  
ONLINE

READING LIGHTS

LUZES DE LEITURA . LISEUSES



VICTORIA  
AP - 1362

1x LED - MAX. 3W  
3000K 190lm  
Driver included  
IP20 CE 230V | 50Hz



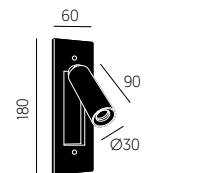
matte white  
branco mate  
blanc mat



dark antique brushed matte  
oxidado escuro escovado mate  
antique foncé brossé mat



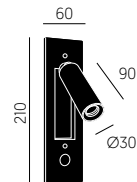
VIEW  
ONLINE



ELIZABETH  
AP - 1363

1x LED - MAX. 3W  
3000K 190lm  
Driver included  
IP20 CE 230V | 50Hz

matte white  
branco mate  
blanc mat



ELIZABETH  
AP - 1431

1x LED - MAX. 3W  
3000K 190lm  
Driver included  
IP20 CE 230V | 50Hz

dark antique brushed matte  
oxidado escuro escovado mate  
antique foncé brossé mat



various  
vários  
diverse

more finishes on request . mais acabamentos sob consulta . plus finitions sur demande p. 266







VIEW  
ONLINE

READING LIGHTS  
LUZES DE LEITURA · LISEUSES

ENLIGHTEN  
YOUR PROJECT

INDEX

COLLECTIONS

WALL LIGHTS

READING LIGHTS

AGRA	<b>KANDY RECESS</b>
BED	LASKA
ELIZABETH	LOOP
FLEX	SEA
HAURA	SLIM
HAURA ROUND	SNAKE
<b>KANDY</b>	VICTORIA
	WALL

WALL LIGHTS

SIGNALETIC

PICTURE LIGHTS

SUSPENSIONS /  
CEILING LAMPS

TABLE LAMPS

FLOOR LAMPS

ARCHITECTURAL  
LIGHTNING

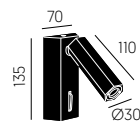
HERITAGE

BATHROOM

SHADES

FINISHINGS

TECHNICAL INFO



**KANDY**  
**AP - 1367**

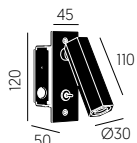
- 1x LED - MAX. 3W  
3000K 190lm  
Driver included
- IP20 CE 230V | 50Hz

**dark antique**  
oxidado escuro  
antique foncé



**various**  
vários  
diverse

more finishes on request · mais acabamentos sob consulta · plus finitions sur demande p. 266



**KANDY RECESS**  
**AP - 1368**

- 1x LED - MAX. 3W  
3000K 190lm  
Driver included
- IP20 CE 230V | 50Hz

**matte white**  
branco mate  
blanc mat

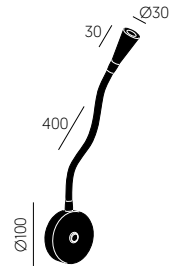
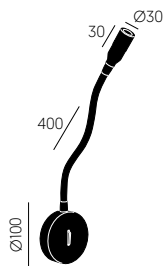




100%





READING LIGHTS  
LUZES DE LEITURA . LISEUSES



**SNAKE**  
**AP - 1369**

1x LED - MAX. 3W  
3000K 190lm  
Driver included  
IP20 CE 230V | 50Hz

**chrome**  
cromado  
chrome poli

**SNAKE**  
**AP - 1370**

1x LED - MAX. 3W  
3000K 190lm  
Driver included  
IP20 CE 230V | 50Hz

**matte black**  
preto mate  
noir mat



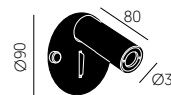
more finishes on request . mais acabamentos sob consulta . plus finitions sur demande p. 266



**LASKA**  
**AP - 1371**

1x LED - MAX. 3W  
3000K 190lm  
Driver included  
IP20 CE 230V | 50Hz

**brushed nickel**  
níquel escovado  
nickel brossé



**AGRA**  
**AP - 1372**

1x LED - MAX. 3W  
3000K 190lm  
Driver included  
IP20 CE 230V | 50Hz

**black nickel**  
níquel preto  
nickel noir



**AGRA**  
**AP - 1373**

1x LED - MAX. 3W  
3000K 190lm  
Driver included  
IP20 CE 230V | 50Hz

**brushed nickel**  
níquel escovado  
nickel brossé



more finishes on request . mais acabamentos sob consulta . plus finitions sur demande p. 266

READING LIGHTS

LUZES DE LEITURA . LISEUSES



ENLIGHTEN  
YOUR PROJECT

INDEX

COLLECTIONS

WALL LIGHTS

READING LIGHTS

AGRA	KANDY
BED	RECESS
ELIZABETH	LASKA
FLEX	LOOP
HAURA	SEA
HAURA	SLIM
ROUND	SNAKE
KANDY	VICTORIA
	WALL

WALL LIGHTS

SIGNALETIC

PICTURE LIGHTS

SUSPENSIONS /  
CEILING LAMPS

TABLE LAMPS

FLOOR LAMPS

ARCHITECTURAL  
LIGHTNING

HERITAGE

BATHROOM

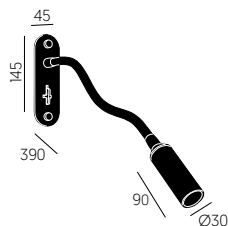
SHADES

FINISHINGS

TECHNICAL INFO



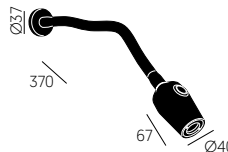




WALL  
AP - 1344

1x G9 - MAX. 6W LED  
IP20 CE 230V | 50Hz

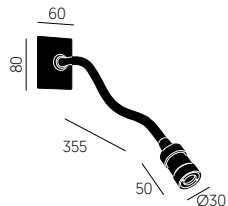
chrome / painted white  
cromado / branco pintado  
chrome poli / blanc peint



WALL  
AP - 1343

1x LED - MAX. 3W  
3000K 190lm  
Driver included  
IP20 CE 230V | 50Hz

brushed nickel  
níquel escovado  
nickel brossé



WALL  
AP - 1345

1x LED - MAX. 3W  
3000K 190lm  
Driver included  
IP20 CE 230V | 50Hz

black nickel  
níquel preto  
nickel noir


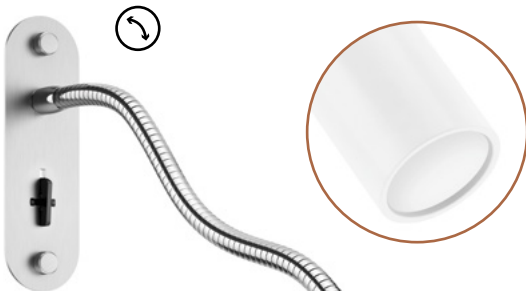
various  
vários  
diverse

more finishes on request · mais acabamentos sob consulta · plus finitions sur demande p. 266

VIEW  
ONLINE

READING LIGHTS

LUZES DE LEITURA · LISEUSES



ENLIGHTEN  
YOUR PROJECT

INDEX

COLLECTIONS

WALL LIGHTS

READING LIGHTS

AGRA	KANDY
BED	RECESS
ELIZABETH	LASKA
FLEX	LOOP
HAURA	SEA
HAURA	SLIM
ROUND	SNAKE
KANDY	VICTORIA

WALL

WALL LIGHTS

SIGNALETIC

PICTURE LIGHTS

SUSPENSIONS /  
CEILING LAMPS

TABLE LAMPS

FLOOR LAMPS

ARCHITECTURAL  
LIGHTNING

HERITAGE

BATHROOM

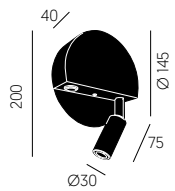
SHADES

FINISHINGS

TECHNICAL INFO







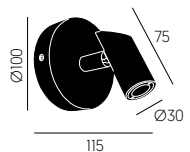
**BED**  
**AP - 1307/16**

- 1x LED - MAX. 3W  
3000K 190lm  
Driver included



Left Side Version (AP-1307/17)

**chrome**  
cromado  
chrome poli

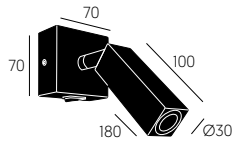


**BED**  
**AP - 1308**

- 1x LED - MAX. 3W  
3000K 190lm  
Driver included



**chrome**  
cromado  
chrome poli

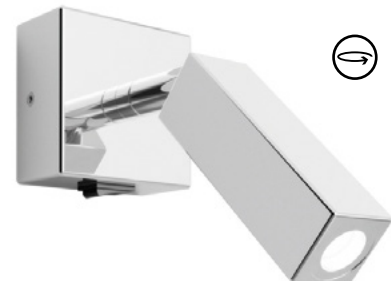


**BED**  
**AP - 1314**

- 1x LED - MAX. 3W  
3000K 190lm  
Driver included



**chrome**  
cromado  
chrome poli



more finishes on request · mais acabamentos sob consulta · plus finitions sur demande p. 266

**READING LIGHTS**

LUZES DE LEITURA · LISEUSES

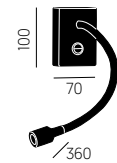


**FLEX**  
**AP - 1265**

- 1x LED - MAX. 1W  
5000K 150lm  
Driver included



**brushed nickel**  
níquel escovado  
nickel brossé

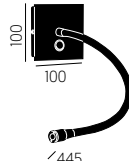


**FLEX**  
**AP - 1275**

- 1x LED - MAX. 3W  
3000K 190lm  
Driver included



**chrome**  
cromado  
chrome poli

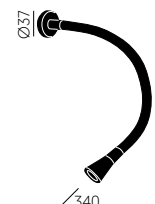


**FLEX**  
**AP - 1276**

- 1x LED - MAX. 1W  
5000K 150lm  
Driver included

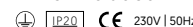


**matte black**  
preto mate  
noir mat



**FLEX**  
**AP - 1234**

- 1x LED - MAX. 1W  
5000K 150lm  
Driver included



**níquel escovado**  
brushed nickel  
nickel brossé



more finishes on request · mais acabamentos sob consulta · plus finitions sur demande p. 266



**ENLIGHTEN  
YOUR PROJECT**

**INDEX**

**COLLECTIONS**

**WALL LIGHTS**

**READING LIGHTS**

AGRA	KANDY
<b>BED</b>	RECESS
ELIZABETH	LASKA
<b>FLEX</b>	LOOP
HAURA	SEA
HAURA	SLIM
ROUND	SNAKE
KANDY	VICTORIA
	WALL

**WALL LIGHTS**

**SIGNALETIC**

**PICTURE LIGHTS**

**SUSPENSIONS /  
CEILING LAMPS**

**TABLE LAMPS**

**FLOOR LAMPS**

**ARCHITECTURAL  
LIGHTNING**

**HERITAGE**

**BATHROOM**

**SHADES**

**FINISHINGS**

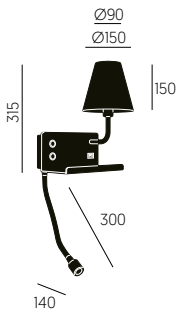
**TECHNICAL INFO**





VIEW  
ONLINE

WALL LIGHTS  
APLIQUES . APLIQUES MURALES



GINGER  
AP - 1399

- 1x E14 - MAX. 6W LED
- 1x LED - MAX. 3W
- 3000K 190lm
- Driver included
- USB Port type A - 5V - 2A

IP20 CE 230V | 50Hz

pearl beige (RAL 1035)  
bege pérola (RAL 1035)  
beige nacré (RAL 1035)

more finishes on request . mais acabamentos sob consulta . plus finitions sur demande p. 266

ENLIGHTEN  
YOUR PROJECT

INDEX

COLLECTIONS

WALL LIGHTS

READING LIGHTS

WALL LIGHTS

GINGER

JAVA

KOBE

NICO

ZANZI

SIGNALETIC

PICTURE LIGHTS

SUSPENSIONS /  
CEILING LAMPS

TABLE LAMPS

FLOOR LAMPS

ARCHITECTURAL  
LIGHTNING

HERITAGE

BATHROOM

SHADES

FINISHINGS

TECHNICAL INFO

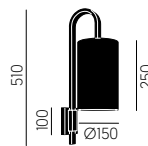






VIEW  
ONLINE

**WALL LIGHTS**  
APLIQUES . APPLIQUES MURALES



**KOBE**  
**AP - 1359**

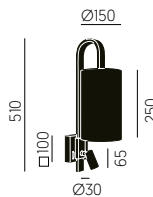
- 1x E27 - MAX. 9W LED
- 1x LED 3W
- 3000K 190lm
- IP20 CE 230V | 50Hz

**oxidado**  
antique gold  
or antique



**various**  
vários  
diverse

more finishes on request . mais acabamentos sob consulta . plus finitions sur demande p. 266



**KOBE**  
**AP - 1429**

- 1x E27 - MAX. 9W LED
- 1x LED 3W
- 3000K 190lm
- Driver included
- IP20 CE 230V | 50Hz

**oxidado escuro escovado mate**  
dark antique brushed matte  
antique foncé brossé mat



**beige chintz**  
chintz bege  
chintz beige



100%

**ENLIGHTEN  
YOUR PROJECT**

**INDEX**

**COLLECTIONS**

**WALL LIGHTS**

READING LIGHTS

**WALL LIGHTS**

GINGER

JAVA

**KOBE**

NICO

ZANZI

SIGNALETIC

PICTURE LIGHTS

**SUSPENSIONS /  
CEILING LAMPS**

**TABLE LAMPS**

**FLOOR LAMPS**

**ARCHITECTURAL  
LIGHTNING**

**HERITAGE**

**BATHROOM**

**SHADES**

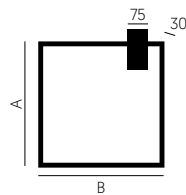

**FINISHINGS**

**TECHNICAL INFO**





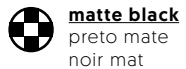
**WALL LIGHTS**  
APLIQUES . APPLIQUES MURALES



**ZANZI**  
**AP - 1355 / AP - 1356 / AP - 1357**

- [A] ↔ 300mm / 350mm / 450mm
- [B] ↔ 300mm / 350mm / 450mm
- 1x LED - MAX. 6W / 7W / 9W
- 3000K 400lm / 530lm / 680lm
- Driver included

IP20 CE 230V / 50Hz



more finishes on request . mais acabamentos sob consulta . plus finitions sur demande p. 266



**ENLIGHTEN  
YOUR PROJECT**

**INDEX**

**COLLECTIONS**

**WALL LIGHTS**

READING LIGHTS

**WALL LIGHTS**

GINGER

JAVA

KOBE

NICO

**ZANZI**

SIGNALETIC

PICTURE LIGHTS

**SUSPENSIONS /  
CEILING LAMPS**

**TABLE LAMPS**

**FLOOR LAMPS**

**ARCHITECTURAL  
LIGHTNING**

**HERITAGE**


**BATHROOM**

**SHADES**

**FINISHINGS**

**TECHNICAL INFO**

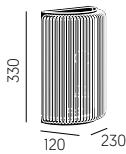





ARTINOX LIGHTING MANUFACTURER SINCE 1977



WALL LIGHTS  
APLIQUES . APPLIQUES MURALES



JAVA  
AP - 1358

1x E14 - MAX. 6W LED  
IP20 CE 230V | 50Hz

antique gold  
oxidado  
or antique

more finishes on request . mais acabamentos sob consulta . plus finitions sur demande p. 266

ENLIGHTEN  
YOUR PROJECT

INDEX

COLLECTIONS

WALL LIGHTS

READING LIGHTS

WALL LIGHTS

GINGER

JAVA

KOBE

NICO

ZANZI

SIGNALETIC

PICTURE LIGHTS

SUSPENSIONS /  
CEILING LAMPS

TABLE LAMPS

FLOOR LAMPS

ARCHITECTURAL  
LIGHTNING

HERITAGE

BATHROOM

SHADES

FINISHINGS

TECHNICAL INFO





WALL LIGHTS  
APLIQUES . APPLIQUES MURALES



VIEW  
ONLINE

WALL LIGHTS  
APLIQUES . APPLIQUES MURALES



antique gold matte  
oxidado mate  
or antique mat



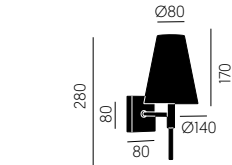
glossy copper  
cobre brilhante  
cuivre brillant



chrome  
cromado  
chrome poli



gold plate  
banho ouro  
or



NICO  
AP - 1361

1x E14 - MAX. 6W LED  
IP20 CE 230V | 50Hz



various  
vários  
diverse

more finishes on request . mais acabamentos sob consulta . plus finitions sur demande p. 266

ENLIGHTEN  
YOUR PROJECT

INDEX

COLLECTIONS

WALL LIGHTS

READING LIGHTS

WALL LIGHTS

GINGER

JAVA

KOBE

NICO

ZANZI

SIGNALETIC

PICTURE LIGHTS

SUSPENSIONS /  
CEILING LAMPS

TABLE LAMPS

FLOOR LAMPS

ARCHITECTURAL  
LIGHTNING

HERITAGE

BATHROOM

SHADES

FINISHINGS

TECHNICAL INFO





SIGNALETIC  
SINALÉTICA . SIGNALISATION

ENLIGHTEN  
YOUR PROJECT

INDEX

COLLECTIONS

WALL LIGHTS

READING LIGHTS

WALL LIGHTS

SIGNALETIC

- ACRA
- AP - 1184/21
- AP - 1185/20
- AP - 1186/06
- DOT

PICTURE LIGHTS

SUSPENSIONS /  
CEILING LAMPS

TABLE LAMPS

FLOOR LAMPS

ARCHITECTURAL  
LIGHTNING

HERITAGE

BATHROOM

SHADES

FINISHINGS

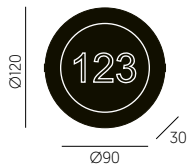
TECHNICAL INFO








SIGNALETIC  
SINALÉTICA · SIGNALISATION



DOT  
AP - 1425

2x LED - MAX. 2,3W  
3000K 2x 290lm  
Driver included

⊕ IP20 CE 230V | 50Hz

 **matte black / dark antique brushed matte**  
preto mate / oxidado escuro escovado mate  
noir mat / antique foncé brossé mat

more finishes on request · mais acabamentos sob consulta · plus finitions sur demande p. 266



ENLIGHTEN  
YOUR PROJECT

INDEX

COLLECTIONS

WALL LIGHTS

READING LIGHTS

WALL LIGHTS

SIGNALETIC

- ACRA
- AP - 1184/21
- AP - 1185/20
- AP - 1186/06

DOT

PICTURE LIGHTS

SUSPENSIONS /  
CEILING LAMPS

TABLE LAMPS

FLOOR LAMPS

ARCHITECTURAL  
LIGHTNING

HERITAGE

BATHROOM

SHADES

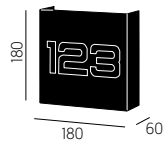
FINISHINGS

TECHNICAL INFO





**SIGNALETIC**  
SINALÉTICA · SIGNALISATION



**ACRA**  
**AP - 1376**

- 1x LED - MAX. 3W  
5000K 210lm  
Driver included
- IP20 CE 230V | 50Hz

**matte black**  
preto mate  
noir mat



more finishes on request · mais acabamentos sob consulta · plus finitions sur demande p. 266



**ACRA**  
**AP - 1377**

- 1x LED - MAX. 3W  
3000K 300lm  
Driver included
- IP20 CE 230V | 50Hz

**matte black / antique gold / acrylic**  
preto mate / oxidado / acrílico  
noir mat / or antique / acrylique



**ENLIGHTEN  
YOUR PROJECT**

**INDEX**

**COLLECTIONS**

**WALL LIGHTS**

READING LIGHTS

WALL LIGHTS

**SIGNALETIC**

**ACRA**

AP - 1184/21

AP - 1185/20

AP - 1186/06

DOT

PICTURE LIGHTS

**SUSPENSIONS /  
CEILING LAMPS**

**TABLE LAMPS**

**FLOOR LAMPS**

**ARCHITECTURAL  
LIGHTNING**

**HERITAGE**

**BATHROOM**

**SHADES**

**FINISHINGS**

**TECHNICAL INFO**



SIGNALETICS  
SINALÉTICA . SIGNALISATION

Available for AP - 1186/06  
Disponível para o AP - 1186/06  
Disponible pour AP - 1186/06

421

01

WC

02

03

04

05

06

07

bar

08

09

10

11

12

13

*i*

14

15

16

★★★★★  
H

17

P

18

19

Available for AP - 1185/20  
Disponível para o AP - 1185/20  
Disponible pour AP - 1185/20

202 | 204

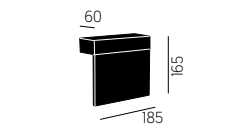
20

Available for AP - 1184/21  
Disponível para o AP - 1184/21  
Disponible pour AP - 1184/21

HOTEL ★★★★★

21

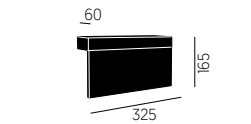
SIGNALETIC  
SINALÉTICA . SIGNALISATION



AP - 1186/06

1x LED - MAX. 1,44W  
5000K 180lm  
Driver included  
 230V | 50Hz

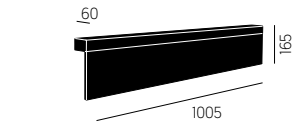
**brushed nickel**  
níquel escovado  
nickel brossé



AP - 1185/20

1x LED - MAX. 2,9W  
5000K 300lm  
Driver included  
 230V | 50Hz

**brushed nickel**  
níquel escovado  
nickel brossé



AP - 1184/21

1x LED - MAX. 9,6W  
5000K 1000lm  
Driver included  
 230V | 50Hz

**brushed nickel**  
níquel escovado  
nickel brossé



various  
vários  
diverse

more finishes on request . mais acabamentos sob consulta . plus finitions sur demande p. 266

ENLIGHTEN  
YOUR PROJECT

INDEX

COLLECTIONS

WALL LIGHTS

READING LIGHTS

WALL LIGHTS

SIGNALETIC

ACRA

AP - 1184/21

AP - 1185/20

AP - 1186/06

DOT

PICTURE LIGHTS

SUSPENSIONS /  
CEILING LAMPS

TABLE LAMPS

FLOOR LAMPS

ARCHITECTURAL  
LIGHTNING

HERITAGE

BATHROOM

SHADES

FINISHINGS

TECHNICAL INFO





PICTURE LIGHTS

ILUMINA QUADROS . APPLIQUES POUR TABLEAU



PICTURE LIGHTS

ILUMINA QUADROS . APPLIQUES POUR TABLEAU



ENLIGHTEN  
YOUR PROJECT

INDEX

COLLECTIONS

WALL LIGHTS

READING LIGHTS

WALL LIGHTS

SIGNALETIC

PICTURE LIGHTS

LOUIS I

LOUIS II

LOUIS III

LOUIS IV

SUSPENSIONS /  
CEILING LAMPS

TABLE LAMPS

FLOOR LAMPS

ARCHITECTURAL  
LIGHTNING

HERITAGE

BATHROOM

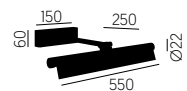
SHADES

FINISHINGS

TECHNICAL INFO







**LOUIS I**  
**AP - 1374**

LED - MAX. 4,3W  
3000K 500lm  
↔ 550mm  
Driver included  
IP20 CE 230V | 50Hz

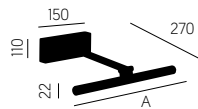
**matte black / polished brass**  
preto mate / latão polido  
noir mat / laiton poli



more finishes on request · mais acabamentos sob consulta · plus finitions sur demande p. 266

**PICTURE LIGHTS**

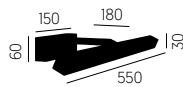

ILUMINA QUADROS · APLIQUES POUR TABLEAU



**LOUIS II**  
**AP - 1292 / AP - 1293**

LED - MAX. 4W / 8W  
3000K 350lm / 700lm  
Driver included  
IP20 CE 230V | 50Hz

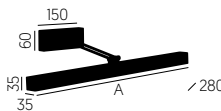

**chrome**  
cromado  
chrome poli



**LOUIS III**  
**AP - 1375**

LED - MAX. 4,8W  
3000K 500lm  
↔ 550mm  
Driver included  
IP20 CE 230V | 50Hz


**brushed nickel**  
níquel escovado  
nickel brossé



**LOUIS IV**  
**AP - 1288 / AP - 1289**

LED - MAX. 5W / 8W  
3000K 350lm / 700lm  
Driver included  
IP20 CE 230V | 50Hz

**brushed nickel**  
níquel escovado  
nickel brossé



**ENLIGHTEN  
YOUR PROJECT**

**INDEX**

**COLLECTIONS**

**WALL LIGHTS**

READING LIGHTS

WALL LIGHTS

SIGNALETIC

**PICTURE LIGHTS**

**LOUIS I**

**LOUIS II**

**LOUIS III**

**LOUIS IV**

**SUSPENSIONS /  
CEILING LAMPS**

**TABLE LAMPS**

**FLOOR LAMPS**

**ARCHITECTURAL  
LIGHTNING**

**HERITAGE**

**BATHROOM**

**SHADES**

**FINISHINGS**

**TECHNICAL INFO**





[ENLIGHTEN  
YOUR PROJECT](#)

[INDEX](#)

[COLLECTIONS](#)

[WALL LIGHTS](#)

[SUSPENSIONS /  
CEILING LAMPS](#)

[CEILING](#)

[PLAFOND](#)

[TABLE LAMPS](#)

[FLOOR LAMPS](#)

[ARCHITECTURAL  
LIGHTNING](#)

[HERITAGE](#)

[BATHROOM](#)

[SHADES](#)

[FINISHINGS](#)

[TECHNICAL INFO](#)

## SUSPENSIONS / CEILING LAMPS

SUSPENSÕES / CANDEIROS DE TETO . SUSPENSIONS / LAMPES SUSPENDUES

ceiling . teto . lampes suspendues

okku . nina . ring . chicago . dario . bell . kings . santa . snow conical . snow round  
snow grand round . snow grand square . snow square . balti . grand balti . diva . roots

plafond . plafond . plafonnier

azores square . azores round





CEILING

TETO . LAMPES SUSPENDUES

ARTINOX LIGHTING MANUFACTURED SINCE 1977  
BOHO.

CEILING  
TETO . LAMPES SUSPENDUES



OKKU SU - 0992 [O2] champagne gold  
OKKU SU - 0992 [O2] ouro champagne  
OKKU SU - 0992 [O2] champagne or

100%

ENLIGHTEN  
YOUR PROJECT

INDEX

COLLECTIONS

WALL LIGHTS

SUSPENSIONS /  
CEILING LAMPS

CEILING

BALTI	ROOTS
BELL	SANTA
CHICAGO	SNOW
DARIO	CONICAL
DIVA	SNOW
GRAND	GRAND
BALTI	ROUND
KINGS	SNOW
NINA	GRAND
OKKU	SQUARE
RING	SNOW
	ROUND
	SQUARE

PLAFOND

TABLE LAMPS

FLOOR LAMPS

ARCHITECTURAL  
LIGHTNING

HERITAGE

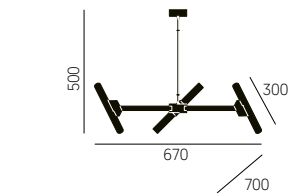
BATHROOM

SHADES

FINISHINGS

TECHNICAL INFO

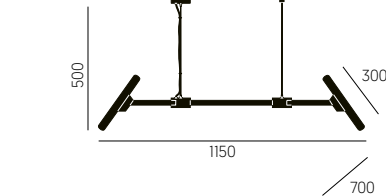




**OKKU**  
**SU - 1007**

3x S14D - MAX. 8W LED

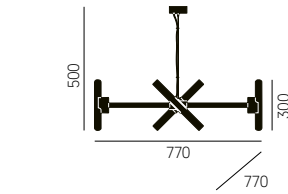
IP20 CE 230V | 50Hz



**OKKU**  
**SU - 1008**

4x S14D - MAX. 8W LED

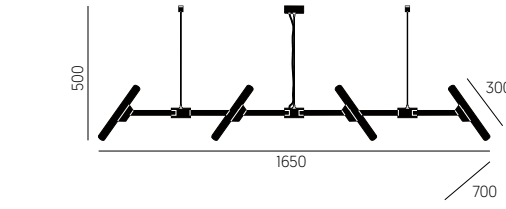
IP20 CE 230V | 50Hz



**OKKU**  
**SU - 1009**

4x S14D - MAX. 8W LED

IP20 CE 230V | 50Hz



**OKKU**  
**SU - 0992**

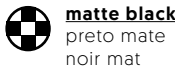
8x S14D - MAX. 8W LED

IP20 CE 230V | 50Hz



CEILING

TETO . LAMPES SUSPENDUES



more finishes on request . mais acabamentos sob consulta . plus finitions sur demande p. 266



ENLIGHTEN  
YOUR PROJECT

INDEX

COLLECTIONS

WALL LIGHTS

SUSPENSIONS /  
CEILING LAMPS

CEILING

BALTI	ROOTS
BELL	SANTA
CHICAGO	SNOW
DARIO	CONICAL
DIVA	SNOW
GRAND	GRAND
BALTI	ROUND
KINGS	SNOW
NINA	GRAND
OKKU	SQUARE
RING	SNOW
	ROUND
	SQUARE

PLAFOND

TABLE LAMPS

FLOOR LAMPS

ARCHITECTURAL  
LIGHTNING

HERITAGE

BATHROOM

SHADES

FINISHINGS

TECHNICAL INFO



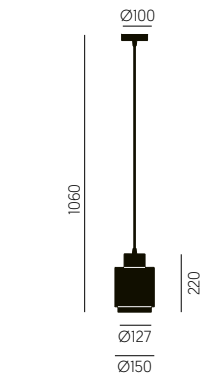


CEILING  
TETO . LAMPES SUSPENDUES

ARTINOX LIGHTING MANUFACTURER SINCE 1977

NINA SU - 1002 black RAL 9005  
NINA SU - 1002 preto RAL 9005  
NINA SU - 1002 noir RAL 9005

CEILING  
TETO . LAMPES SUSPENDUES



**NINA**  
**SU - 1002**  
1x E27 - MAX. 15W LED  
⚡ IP20 CE 230V | 50Hz

antique gold / green RAL 6005  
oxidado / verde RAL 6005  
or antique / vert RAL 6005

more finishes on request . mais acabamentos sob consulta . plus finitions sur demande p. 266



ENLIGHTEN  
YOUR PROJECT

INDEX

COLLECTIONS

WALL LIGHTS

SUSPENSIONS /  
CEILING LAMPS

CEILING

BALTI	ROOTS
BELL	SANTA
CHICAGO	SNOW
DARIO	CONICAL
DIVA	SNOW
GRAND	GRAND
BALTI	ROUND
KINGS	SNOW
<b>NINA</b>	GRAND
OKKU	SQUARE
RING	SNOW
	ROUND
	SQUARE

PLAFOND

TABLE LAMPS

FLOOR LAMPS

ARCHITECTURAL  
LIGHTNING

HERITAGE

BATHROOM

SHADES

FINISHINGS

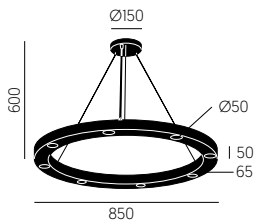
TECHNICAL INFO





RING SU - 1005 black RAL 9005  
RING SU - 1005 preto RAL 9005  
RING SU - 1005 noir RAL 9005

CEILING  
TETO . LAMPES SUSPENDUES



RING  
SU - 1005

8x LED - MAX. 11W  
3000K 8x 1100lm  
40° WIDE  
CRI 90

IP20 CE 230V | 50Hz

matte black / antique gold  
preto mate / oxidado  
noir mat / or antique

more finishes on request . mais acabamentos sob consulta . plus finitions sur demande p. 266



ENLIGHTEN  
YOUR PROJECT

INDEX

COLLECTIONS

WALL LIGHTS

SUSPENSIONS /  
CEILING LAMPS

CEILING

BALTI	ROOTS
BELL	SANTA
CHICAGO	SNOW
DARIO	CONICAL
DIVA	SNOW
GRAND	GRAND
BALTI	ROUND
KINGS	SNOW
NINA	GRAND
OKKU	SQUARE
RING	SNOW
	ROUND
	SQUARE

PLAFOND

TABLE LAMPS

FLOOR LAMPS

ARCHITECTURAL  
LIGHTNING

HERITAGE

BATHROOM

SHADES

FINISHINGS

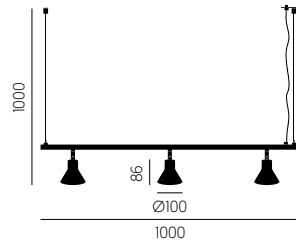
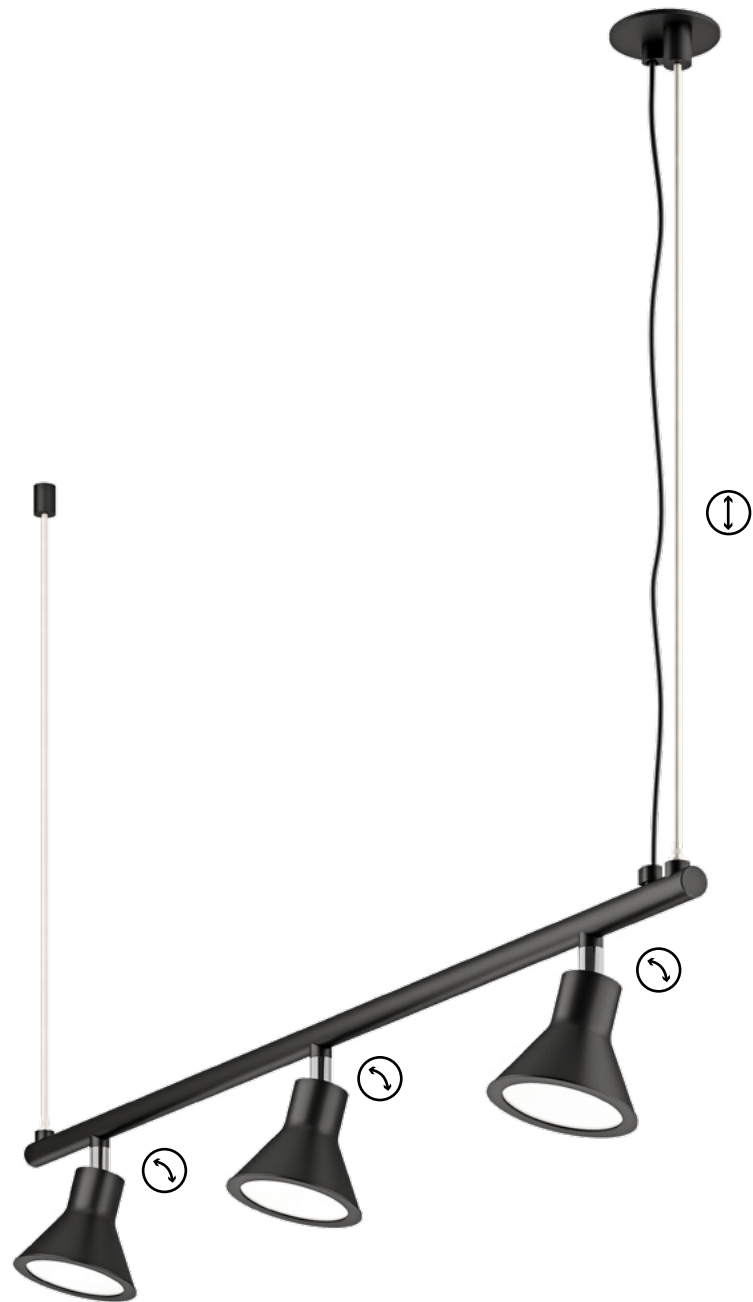
TECHNICAL INFO





VIEW  
ONLINE

CEILING  
TETO . LAMPES SUSPENDUES



CHICAGO  
SU - 0966

3x LED - 8W  
3000K 650lm  
IP20 CE 230V | 50Hz

matte black / black nickel  
preto mate / níquel preto  
noir mat / nickel noir

more finishes on request . mais acabamentos sob consulta . plus finitions sur demande p. 266



ENLIGHTEN  
YOUR PROJECT

INDEX

COLLECTIONS

WALL LIGHTS

SUSPENSIONS /  
CEILING LAMPS

CEILING

BALTI	ROOTS
BELL	SANTA
CHICAGO	SNOW
DARIO	CONICAL
DIVA	SNOW
GRAND	GRAND
BALTI	ROUND
KINGS	SNOW
NINA	GRAND
OKKU	SQUARE
RING	SNOW
	ROUND
	SQUARE

PLAFOND

TABLE LAMPS

FLOOR LAMPS

ARCHITECTURAL  
LIGHTNING

HERITAGE

BATHROOM

SHADES

FINISHINGS

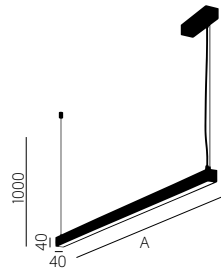

TECHNICAL INFO





VIEW  
ONLINE

CEILING  
TETO . LAMPES SUSPENDUES



DARIO  
SU - 0965 / SU - 0964 / SU - 0988

(A) ↔ 750mm / 1000mm / 1500mm  
1x LED - MAX. 15W / MAX. 19W / MAX. 28W  
7000K 800lm / 2100lm / 3400lm

⊕ IP20 CE 230V | 50Hz

Grey Ral 7016  
Cinza Ral 7016  
Gris Ral 7016

more finishes on request . mais acabamentos sob consulta . plus finitions sur demande p. 266

ENLIGHTEN  
YOUR PROJECT

INDEX

COLLECTIONS

WALL LIGHTS

SUSPENSIONS /  
CEILING LAMPS

CEILING

BALTI	ROOTS
BELL	SANTA
CHICAGO	SNOW
DARIO	CONICAL
DIVA	SNOW
GRAND	GRAND
BALTI	ROUND
KINGS	SNOW
NINA	GRAND
OKKU	SQUARE
RING	SNOW
	SQUARE

PLAFOND

TABLE LAMPS

FLOOR LAMPS

ARCHITECTURAL  
LIGHTNING

HERITAGE

BATHROOM

SHADES

FINISHINGS

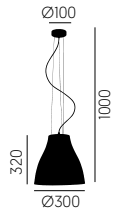
TECHNICAL INFO







CEILING  
TETO . LAMPES SUSPENDUES



BELL  
SU - 0911

1x E27 - MAX. 15W LED  
IP20 CE 230V | 50Hz

various  
aluminum painted  
aluminum paint



more finishes on request . mais acabamentos sob consulta . plus finitions sur demande p. 266

ENLIGHTEN  
YOUR PROJECT

INDEX

COLLECTIONS

WALL LIGHTS

SUSPENSIONS /  
CEILING LAMPS

CEILING

BALTI	ROOTS
BELL	SANTA
CHICAGO	SNOW
DARIO	CONICAL
DIVA	SNOW
GRAND	GRAND
BALTI	ROUND
KINGS	SNOW
NINA	GRAND
OKKU	SQUARE
RING	SNOW
	SQUARE

PLAFOND

TABLE LAMPS

FLOOR LAMPS

ARCHITECTURAL  
LIGHTNING

HERITAGE

BATHROOM

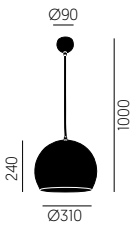
SHADES

FINISHINGS

TECHNICAL INFO







**KINGS**  
**SU - 0910**

1x E27 - MAX. 15W LED  
IP20 CE 230V | 50Hz

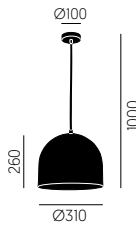
**glossy black**  
preto brilhante  
noir brillant

**various**  
vários  
diverse

more finishes on request . mais acabamentos sob consulta . plus finitions sur demande p. 266



**CEILING**  
TETO . LAMPES SUSPENDUES



**KINGS**  
**SU - 0955**

1x E27 - MAX. 15W LED  
IP20 CE 230V | 50Hz

**glossy white**  
branco brilhante  
blanc brillant

**various**  
vários  
diverse

more finishes on request . mais acabamentos sob consulta . plus finitions sur demande p. 266

**ENLIGHTEN  
YOUR PROJECT**

**INDEX**

**COLLECTIONS**

**WALL LIGHTS**

**SUSPENSIONS /  
CEILING LAMPS**

**CEILING**

BALTI	ROOTS
BELL	SANTA
CHICAGO	SNOW
DARIO	CONICAL
DIVA	SNOW
GRAND	GRAND
BALTI	ROUND
<b>KINGS</b>	SNOW
NINA	GRAND
OKKU	SQUARE
RING	SNOW
	ROUND
	SQUARE

**PLAFOND**

**TABLE LAMPS**

**FLOOR LAMPS**

**ARCHITECTURAL  
LIGHTNING**

**HERITAGE**

**BATHROOM**

**SHADES**

**FINISHINGS**

**TECHNICAL INFO**

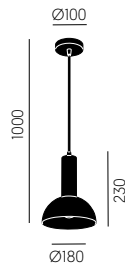






VIEW  
ONLINE

CEILING  
TETO . LAMPES SUSPENDUES



SANTA  
SU - 0961

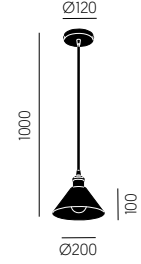
1x E27 - MAX. 15W LED  
IP20 CE 230V | 50Hz

matte black / white  
preto mate / branco  
noir mat / blanc



various  
vários  
diverse

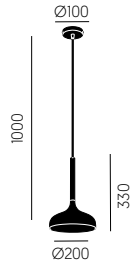
more finishes on request . mais acabamentos sob consulta . plus finitions sur demande p. 266



SANTA  
SU - 0968

1x E27 - MAX. 15W LED  
IP20 CE 230V | 50Hz

matte black / antique gold  
preto mate /oxidado  
noir mat / or antique



SANTA  
SU - 0969

1x G9 - MAX. 7W LED  
IP20 CE 230V | 50Hz

dark antique  
oxidado escuro  
antique foncé



ENLIGHTEN  
YOUR PROJECT

INDEX

COLLECTIONS

WALL LIGHTS

SUSPENSIONS /  
CEILING LAMPS

CEILING

BALTI	ROOTS
BELL	SANTA
CHICAGO	SNOW
DARIO	CONICAL
DIVA	SNOW
GRAND	GRAND
BALTI	ROUND
KINGS	SNOW
NINA	GRAND
OKKU	SQUARE
RING	SNOW
	SQUARE

PLAFOND

TABLE LAMPS

FLOOR LAMPS

ARCHITECTURAL  
LIGHTNING

HERITAGE

BATHROOM

SHADES

FINISHINGS

TECHNICAL INFO





CEILING  
TETO . LAMPES SUSPENDUES



SNOW CONICAL  
SU - 0999


1x LED - MAX. 3W  
3000K 190lm  
Driver included  
IP20 CE 230V | 50Hz



more finishes on request . mais acabamentos sob consulta . plus finitions sur demande p. 266



antique copper matte  
oxidado cobre mate  
cuivre antique mat



glossy copper  
cobre brilhante  
cuivre brillant



champagne gold  
ouro champagne  
champagne or



ENLIGHTEN  
YOUR PROJECT

INDEX

COLLECTIONS

WALL LIGHTS

SUSPENSIONS /  
CEILING LAMPS

CEILING

BALTI	ROOTS
BELL	SANTA
CHICAGO	SNOW CONICAL
DARIO	SNOW GRAND ROUND
DIVA	SNOW GRAND ROUND
GRAND	SNOW GRAND SQUARE
BALTI	SNOW GRAND SQUARE
KINGS	SNOW GRAND SQUARE
NINA	SNOW GRAND SQUARE
OKKU	SNOW GRAND SQUARE
RING	SNOW GRAND SQUARE

PLAFOND

TABLE LAMPS

FLOOR LAMPS

ARCHITECTURAL  
LIGHTNING

HERITAGE

BATHROOM

SHADES

FINISHINGS

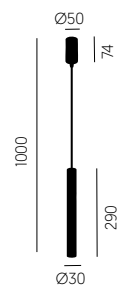
TECHNICAL INFO





VIEW  
ONLINE

**CEILING**  
TETO . LAMPES SUSPENDUES



**SNOW ROUND  
SU - 0970**

- 1x LED - MAX. 3W  
3000K 190lm  
Driver included

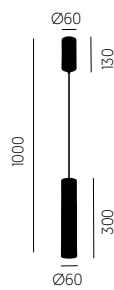


**matte black / antique gold**  
preto mate /oxidado  
noir mat / or antique



**various**  
vários  
diverse

more finishes on request . mais acabamentos sob consulta . plus finitions sur demande p. 266

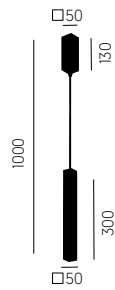


**SNOW GRAND ROUND  
SU - 0971**

- 1x LED - MAX. 8W  
3000K 650lm  
Driver not required



**antique gold**  
oxidado  
or antique

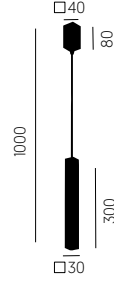


**SNOW GRAND SQUARE  
SU - 0972**

- 1x LED - MAX. 8W  
3000K 650lm  
Driver not required



**matte black**  
preto mate  
noir mat



**SNOW SQUARE  
SU - 0973**

- 1x LED - MAX. 3W  
3000K 190lm  
Driver included



**grey ral 7016**  
cinza ral 7016  
gris ral 7016



**ENLIGHTEN  
YOUR PROJECT**

**INDEX**

**COLLECTIONS**

**WALL LIGHTS**

**SUSPENSIONS /  
CEILING LAMPS**

**CEILING**

- BALTI ROOTS
- BELL SANTA
- CHICAGO SNOW
- DARIO CONICAL
- DIVA SNOW
- GRAND GRAND
- BALTI ROUND
- KINGS SNOW
- NINA GRAND
- OKKU SQUARE
- RING SNOW
- SNOW SQUARE

**PLAFOND**

**TABLE LAMPS**

**FLOOR LAMPS**

**ARCHITECTURAL  
LIGHTNING**

**HERITAGE**

**BATHROOM**

**SHADES**

**FINISHINGS**

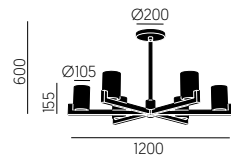
**TECHNICAL INFO**





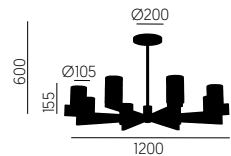
VIEW  
ONLINE

**CEILING**  
TETO . LAMPES SUSPENDUES




**BALTI**  
CT - 4233/6

6x E14 - MAX. 6W LED  
IP20 CE 230V | 50Hz




**GRAND BALTI**  
CT - 4233/8

8x E14 - MAX. 6W LED  
IP20 CE 230V | 50Hz

 **antique gold matte**  
oxidado mate  
or antique mat

more finishes on request . mais acabamentos sob consulta . plus finitions sur demande p. 266

 **frosted glass**  
vidro fosco  
verre dépoli

check . consultar . consulter p. 263



**ENLIGHTEN  
YOUR PROJECT**

**INDEX**

**COLLECTIONS**

**WALL LIGHTS**

**SUSPENSIONS /  
CEILING LAMPS**

**CEILING**

<b>BALTI</b>	ROOTS
BELL	SANTA
CHICAGO	SNOW
DARIO	CONICAL
DIVA	SNOW
<b>GRAND BALTI</b>	GRAND
KINGS	ROUND
NINA	SNOW
OKKU	GRAND
RING	SQUARE
	SNOW
	ROUND
	SQUARE

**PLAFOND**

**TABLE LAMPS**

**FLOOR LAMPS**

**ARCHITECTURAL  
LIGHTNING**

**HERITAGE**

**BATHROOM**

**SHADES**

**FINISHINGS**

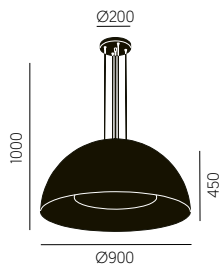
**TECHNICAL INFO**





VIEW  
ONLINE

**CEILING**  
TETO . LAMPES SUSPENDUES



**DIVA**  
**SU - 0975**

5x E27 - MAX. 15W LED  
IP20 CE 230V | 50Hz



**matte black / gold**  
preto mate / dourado  
noir mat / or

more finishes on request . mais acabamentos sob consulta . plus finitions sur demande p. 266



**ENLIGHTEN  
YOUR PROJECT**

**INDEX**

**COLLECTIONS**

**WALL LIGHTS**

**SUSPENSIONS /  
CEILING LAMPS**

**CEILING**

BALTI	ROOTS
BELL	SANTA
CHICAGO	SNOW
DARIO	CONICAL
<b>DIVA</b>	SNOW
GRAND	GRAND
BALTI	ROUND
KINGS	SNOW
NINA	GRAND
OKKU	SQUARE
RING	SNOW
	ROUND
	SQUARE

**PLAFOND**

**TABLE LAMPS**

**FLOOR LAMPS**

**ARCHITECTURAL  
LIGHTNING**

**HERITAGE**

**BATHROOM**

**SHADES**

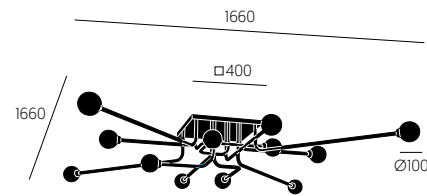

**FINISHINGS**

**TECHNICAL INFO**





CEILING  
TETO . LAMPES SUSPENDUES



ROOTS  
CT - 4232

12x G9 - MAX. 7W LED  
IP20 CE 230V | 50Hz

polished brass  
latão polido  
laiton poli

more finishes on request . mais acabamentos sob consulta . plus finitions sur demande p. 266

opal glass  
vidro opalino  
verre opale

check . consultar . consulter p. 263



ENLIGHTEN  
YOUR PROJECT

INDEX

COLLECTIONS

WALL LIGHTS

SUSPENSIONS /  
CEILING LAMPS

CEILING

	ROOTS
BALTI	SANTA
BELL	SNOW
CHICAGO	CONICAL
DARIO	SNOW
DIVA	GRAND
GRAND	ROUND
BALTI	SNOW
KINGS	GRAND
NINA	SQUARE
OKKU	SNOW
RING	ROUND
	SNOW
	SQUARE

PLAFOND

TABLE LAMPS

FLOOR LAMPS

ARCHITECTURAL  
LIGHTNING

HERITAGE

BATHROOM

SHADES

FINISHINGS

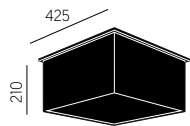
TECHNICAL INFO





VIEW  
ONLINE

**PLAFOND**  
PLAFOND . PLAFONNIER



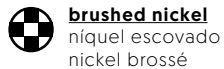
**AZORES SQUARE**  
**PF - 0609**

3x E27 - MAX. 9W LED  
IP44 CE 230V | 50Hz



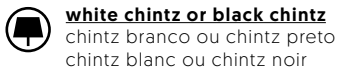
**AZORES ROUND**  
**PF - 0610**

3x E27 - MAX. 9W LED  
IP44 CE 230V | 50Hz



**brushed nickel**  
níquel escovado  
níquel brássé

more finishes on request . mais acabamentos sob consulta . plus finitions sur demande p. 266



**white chintz or black chintz**  
chintz branco ou chintz preto  
chintz blanc ou chintz noir

check . consultar . consulter p. 263



**ENLIGHTEN  
YOUR PROJECT**

**INDEX**

**COLLECTIONS**

**WALL LIGHTS**

**SUSPENSIONS /  
CEILING LAMPS**

**CEILING**

**PLAFOND**

**AZORES SQUARE  
AZORES ROUND**

**TABLE LAMPS**

**FLOOR LAMPS**

**ARCHITECTURAL  
LIGHTNING**

**HERITAGE**

**BATHROOM**

**SHADES**

**FINISHINGS**

**TECHNICAL INFO**



[ENLIGHTEN  
YOUR PROJECT](#)

[INDEX](#)

[COLLECTIONS](#)

[WALL LIGHTS](#)

[SUSPENSIONS /  
CEILING LAMPS](#)

**TABLE LAMPS**

BASEL

BERLIN

BP55

CANYON

ID WIRELESS

JAR

NOIR

OSLO

RIVO

TOKIO

URBAN

X-SERIES

**FLOOR LAMPS**

**ARCHITECTURAL  
LIGHTNING**

**HERITAGE**

**BATHROOM**

**SHADES**

**FINISHINGS**

**TECHNICAL INFO**

**TABLE LAMPS**

CANDEEIROS DE MESA . LAMPES DE TABLE

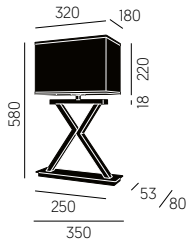
x-series . noir . id wireless . canyon . berlin . oslo  
bp55 . tokio . jar . rivo . urban . basel





TABLE LAMPS

CANDEEIROS DE MESA . LAMPES DE TABLE



X-SERIES  
CM - 0527

1x E27 - MAX. 15W LED  
IP20 CE 230V | 50Hz

antique gold matte  
oxidado mate  
or antique mat

more finishes on request . mais acabamentos sob consulta . plus finitions sur demande p. 266

Black Chintz with gold piping  
Chintz Preto com debrum dourado  
Chintz noir avec passepoil or

check . consultar . consulter p. 263



ENLIGHTEN  
YOUR PROJECT

INDEX

COLLECTIONS

WALL LIGHTS

SUSPENSIONS /  
CEILING LAMPS

TABLE LAMPS

- BASEL
- BERLIN
- BP55
- CANYON
- ID WIRELESS
- JAR
- NOIR
- OSLO
- RIVO
- TOKIO
- URBAN
- X-SERIES

FLOOR LAMPS

ARCHITECTURAL  
LIGHTNING

HERITAGE

BATHROOM

SHADES

FINISHINGS

TECHNICAL INFO

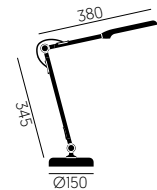




VIEW  
ONLINE

## TABLE LAMPS

CANDEEIROS DE MESA . LAMPES DE TABLE



**NOIR**  
**CM - 0509**

- 2x LED - 4,5W
- 3000K 1000lm
- Driver included (on Plug)
- In-line switch
- IP20
- CE
- 230V | 50Hz

**textured black**  
preto texturado  
noir granit

more finishes on request . mais acabamentos sob consulta . plus finitions sur demande p. 266

**ENLIGHTEN  
YOUR PROJECT**

**INDEX**

**COLLECTIONS**

**WALL LIGHTS**

**SUSPENSIONS /  
CEILING LAMPS**

**TABLE LAMPS**

- BASEL
- BERLIN
- BP55
- CANYON
- ID WIRELESS
- JAR
- NOIR**
- OSLO
- RIVO
- TOKIO
- URBAN
- X-SERIES

**FLOOR LAMPS**

**ARCHITECTURAL  
LIGHTNING**

**HERITAGE**

**BATHROOM**

**SHADES**

**FINISHINGS**

**TECHNICAL INFO**



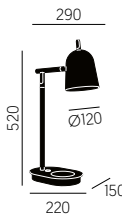




VIEW  
ONLINE


TABLE LAMPS

CANDEEIROS DE MESA . LAMPES DE TABLE



ID WIRELESS  
CM - 0512

1x E14 - MAX. 6W LED  
wireless charger 5W  
IP20 CE 230V | 50Hz

 **matte black / chrome**  
preto mate / cromado  
noir mat / chrome poli

more finishes on request . mais acabamentos sob consulta . plus finitions sur demande p. 266



ENLIGHTEN  
YOUR PROJECT

INDEX

COLLECTIONS

WALL LIGHTS

SUSPENSIONS /  
CEILING LAMPS

TABLE LAMPS

- BASEL
- BERLIN
- BP55
- CANYON
- ID WIRELESS
- JAR
- NOIR
- OSLO
- RIVO
- TOKIO
- URBAN
- X-SERIES

FLOOR LAMPS

ARCHITECTURAL  
LIGHTNING

HERITAGE

BATHROOM

SHADES

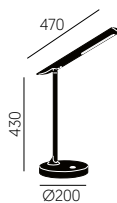
FINISHINGS

TECHNICAL INFO






**TABLE LAMPS**  
CANDEEIROS DE MESA . LAMPES DE TABLE




**CANYON**  
**CM - 0506**

2x LED - 4,5W  
3000K 1000lm  
Driver included  
IP20 CE 230V | 50Hz

 **polished brass / matte black**  
latão polido / preto mate  
laiton poli / noir mat

more finishes on request . mais acabamentos sob consulta . plus finitions sur demande p. 266



ENLIGHTEN  
YOUR PROJECT

INDEX

COLLECTIONS

WALL LIGHTS

SUSPENSIONS /  
CEILING LAMPS

**TABLE LAMPS**

- BASEL
- BERLIN
- BP55
- CANYON**
- ID WIRELESS
- JAR
- NOIR
- OSLO
- RIVO
- TOKIO
- URBAN
- X-SERIES

FLOOR LAMPS

ARCHITECTURAL  
LIGHTNING

HERITAGE

BATHROOM

SHADES

FINISHINGS

TECHNICAL INFO

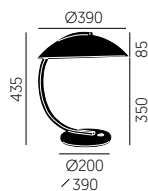




VIEW  
ONLINE

TABLE LAMPS

CANDEEIROS DE MESA . LAMPES DE TABLE



BERLIN  
CM - 0438

1x E27 - MAX. 9W LED  
IP20 CE 230V | 50Hz

brushed nickel  
níquel escovado  
nickel brossé



various  
vários  
diverse

more finishes on request . mais acabamentos sob consulta . plus finitions sur demande p. 266



black chintz  
chintz preto  
chintz noir

check . consultar . consulter p. 263



ENLIGHTEN  
YOUR PROJECT

INDEX

COLLECTIONS

WALL LIGHTS

SUSPENSIONS /  
CEILING LAMPS

TABLE LAMPS

BASEL

BERLIN

BP55

CANYON

ID WIRELESS

JAR

NOIR

OSLO

RIVO

TOKIO

URBAN

X-SERIES

FLOOR LAMPS

ARCHITECTURAL  
LIGHTNING

HERITAGE

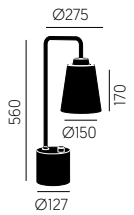
BATHROOM

SHADES

FINISHINGS

TECHNICAL INFO



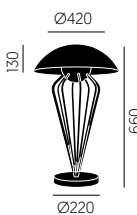


**OSLO**  
**CM - 0501**

- 1x E27 - MAX. 9W LED
- Dimmable system
- IP20 CE 230V | 50Hz

**matte black / antique gold**  
preto mate / oxidado  
noir mat / or antique

**black chintz**  
chintz preto  
chintz noir



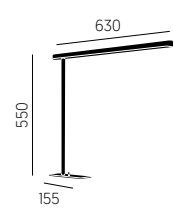
**TOKIO**  
**CM - 0502**

- 1x LED - MAX. 18W
- 3000K 1350lm
- Driver not required
- IP20 CE 230V | 50Hz

**painted white / antique gold**  
branco pintado / oxidado  
blanc peint / or antique

TABLE LAMPS

CANDEEIROS DE MESA . LAMPES DE TABLE



**BP55**  
**CM - 0504**

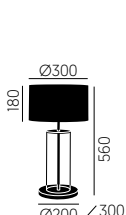
- 1x LED - MAX. 9,6W
- 3000K 1000lm
- Driver included
- IP20 CE 230V | 50Hz

**matte white**  
branco mate  
blanc mat

*Paul Paul Paris*

**various**  
vários  
diverse

more finishes on request . mais acabamentos sob consulta . plus finitions sur demande p. 266



**JAR**  
**CM - 0444**

- 1x E27 - MAX. 9W LED
- IP20 CE 230V | 50Hz

**gold plate / black chintz / glass**  
banho ouro / chintz preto / vidro  
or / chintz noir / verre

**various**  
vários  
diverse

check . consultar . consulter p. 263

ENLIGHTEN  
YOUR PROJECT

INDEX

COLLECTIONS

WALL LIGHTS

SUSPENSIONS /  
CEILING LAMPS

TABLE LAMPS

BASEL

BERLIN

BP55

CANYON

ID WIRELESS

JAR

NOIR

OSLO

RIVO

TOKIO

URBAN

X-SERIES

FLOOR LAMPS

ARCHITECTURAL  
LIGHTNING

HERITAGE

BATHROOM

SHADES

FINISHINGS

TECHNICAL INFO



**various**  
vários  
diverse

more finishes on request . mais acabamentos sob consulta . plus finitions sur demande p. 266





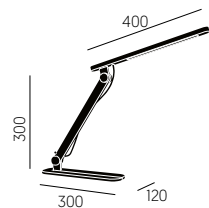
ARTINOX LIGHTING MANUFACTURED SINCE 1977



VIEW  
ONLINE

## TABLE LAMPS

CANDEEIROS DE MESA . LAMPES DE TABLE



### RIVO CM - 0507

- 2x LED - 4,5W  
3000K 1000lm  
Driver included (on Plug)
- IP20 CE 230V | 50Hz

**matte black / chrome**  
preto mate / cromado  
noir mat / chrome poli

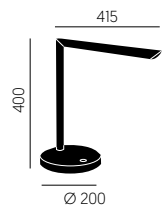


**various**  
vários  
diverse

more finishes on request . mais acabamentos sob consulta . plus finitions sur demande p. 266



VIEW  
ONLINE



### URBAN CM - 0477

- 1x LED - MAX. 8W  
3000K 550lm  
Driver included
- IP20 CE 230V | 50Hz

**chrome**  
cromado  
chrome poli



[ENLIGHTEN  
YOUR PROJECT](#)

[INDEX](#)

[COLLECTIONS](#)

[WALL LIGHTS](#)

[SUSPENSIONS /  
CEILING LAMPS](#)

[TABLE LAMPS](#)

- [BASEL](#)
- [BERLIN](#)
- [BP55](#)
- [CANYON](#)
- [ID WIRELESS](#)
- [JAR](#)
- [NOIR](#)
- [OSLO](#)
- [RIVO](#)
- [TOKIO](#)
- [URBAN](#)
- [X-SERIES](#)

[FLOOR LAMPS](#)

[ARCHITECTURAL  
LIGHTNING](#)

[HERITAGE](#)

[BATHROOM](#)

[SHADES](#)

[FINISHINGS](#)

[TECHNICAL INFO](#)





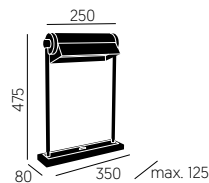
TABLE LAMPS  
CANDEEIROS DE MESA . LAMPES DE TABLE

ARTINOX LIGHTING MANUFACTURER SINCE 1977



## TABLE LAMPS

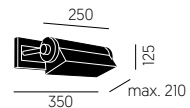
CANDEEIROS DE MESA . LAMPES DE TABLE



### BASEL CM - 0474

1x LED - MAX. 3,9W  
3000K 400lm  
Driver included  
IP20 CE 230V | 50Hz

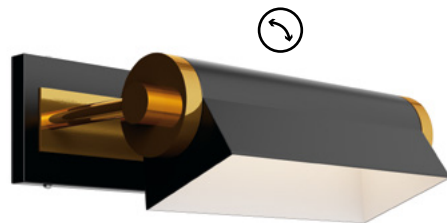
**matte black / polished brass**  
preto mate / latão polido  
noir mat / laiton poli



### BASEL AP - 1320

LED - MAX. 3,9W  
3000K 400lm  
Driver included  
IP20 CE 230V | 50Hz

**matte black / polished brass**  
preto mate / latão polido  
noir mat / laiton poli



### BASEL CM - 0503

1x LED - MAX. 3,9W  
3000K 400lm  
Driver included  
IP20 CE 230V | 50Hz

**green ral 6001 / matte black / polished brass**  
verde ral 6001 / preto mate / latão polido  
vert ral 6001 / noir mat / laiton poli



more finishes on request . mais acabamentos sob consulta . plus finitions sur demande p. 266



[ENLIGHTEN  
YOUR PROJECT](#)

[INDEX](#)

[COLLECTIONS](#)

[WALL LIGHTS](#)

[SUSPENSIONS /  
CEILING LAMPS](#)

[TABLE LAMPS](#)

[BASEL](#)

[BERLIN](#)

[BP55](#)

[CANYON](#)

[ID WIRELESS](#)

[JAR](#)

[NOIR](#)

[OSLO](#)

[RIVO](#)

[TOKIO](#)

[URBAN](#)

[X-SERIES](#)

[FLOOR LAMPS](#)

[ARCHITECTURAL  
LIGHTNING](#)

[HERITAGE](#)

[BATHROOM](#)

[SHADES](#)

[FINISHINGS](#)

[TECHNICAL INFO](#)



[ENLIGHTEN  
YOUR PROJECT](#)

[INDEX](#)

[COLLECTIONS](#)

[WALL LIGHTS](#)

[SUSPENSIONS /  
CEILING LAMPS](#)

[TABLE LAMPS](#)

**FLOOR LAMPS**

HAVANA

HOME

LUV

PALM

SIRIUS

[ARCHITECTURAL  
LIGHTNING](#)

[HERITAGE](#)

[BATHROOM](#)

[SHADES](#)

[FINISHINGS](#)

[TECHNICAL INFO](#)

**FLOOR LAMPS**  
CANDEEIROS DE PÉ . LAMPADAIRES

luv . sirius . havana . palm . home



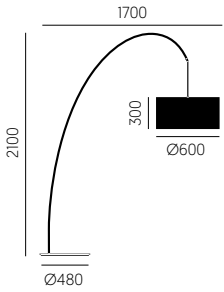


LUV CP - 1064 OA Antique Gold matte  
LUV CP - 1064 OA Antique Gold matte  
LUV CP - 1064 OA Antique Gold matte



VIEW  
ONLINE

FLOOR LAMPS  
CANDEEIROS DE PÉ · LAMPADAIRES



LUV  
CP - 1064

1x E27 - MAX. 15W LED  
IP20 CE 230V | 50Hz

black RAL 9005  
black RAL 9005  
black RAL 9005

more finishes on request · mais acabamentos sob consulta · plus finitions sur demande p. 266

white chintz  
chintz branco  
chintz blanc

check · consultar · consulter p. 263



ENLIGHTEN  
YOUR PROJECT

INDEX

COLLECTIONS

WALL LIGHTS

SUSPENSIONS /  
CEILING LAMPS

TABLE LAMPS

FLOOR LAMPS

- HAVANA
- HOME
- LUV
- PALM
- SIRIUS

ARCHITECTURAL  
LIGHTNING

HERITAGE

BATHROOM

SHADES

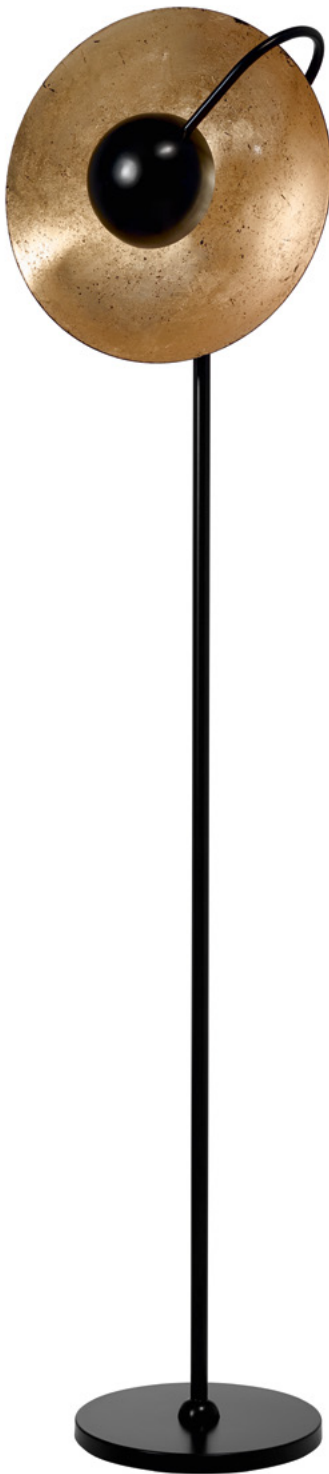
FINISHINGS

TECHNICAL INFO





**FLOOR LAMPS**  
CANDEEIROS DE PÉ · LAMPADAIRES



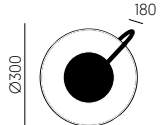
**SIRIUS**  
**CP - 1057**

- 1x LED - MAX. 4W  
3000K 300lm  
Dimable switch
- IP20 CE 230V | 50Hz

**golden leaf / matte black**  
folha de ouro / preto mate  
feuille d'or / noir mat



more finishes on request · mais acabamentos sob consulta · plus finitions sur demande p. 266



**SIRIUS**  
**AP - 1378**

- 1x LED - MAX. 4W  
3000K 300lm
- IP20 CE 230V | 50Hz

**matte black / antique gold**  
preto mate / oxidado  
noir mat / or antique



**ENLIGHTEN  
YOUR PROJECT**

**INDEX**

**COLLECTIONS**

**WALL LIGHTS**

**SUSPENSIONS /  
CEILING LAMPS**

**TABLE LAMPS**

**FLOOR LAMPS**

HAVANA

HOME

LUV

PALM

**SIRIUS**

**ARCHITECTURAL  
LIGHTNING**

**HERITAGE**

**BATHROOM**

**SHADES**

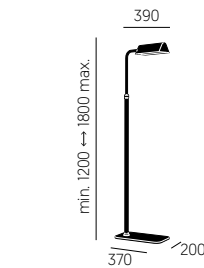
**FINISHINGS**

**TECHNICAL INFO**





**FLOOR LAMPS**  
CANDEEIROS DE PÉ · LAMPADAIRES



**HAVANA**  
**CP - 1058**

1x E14 - MAX. 6W LED  
IP20 CE 230V | 50Hz

**chrome / matte black**  
cromado / preto mate  
chrome poli / noir mat

more finishes on request · mais acabamentos sob consulta · plus finitions sur demande p. 266

**ENLIGHTEN  
YOUR PROJECT**

**INDEX**

**COLLECTIONS**

**WALL LIGHTS**

**SUSPENSIONS /  
CEILING LAMPS**

**TABLE LAMPS**

**FLOOR LAMPS**

**HAVANA**

HOME

LUV

PALM

SIRIUS

**ARCHITECTURAL  
LIGHTNING**

**HERITAGE**

**BATHROOM**

**SHADES**

**FINISHINGS**

**TECHNICAL INFO**

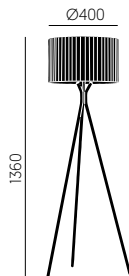






VIEW  
ONLINE

**FLOOR LAMPS**  
CANDEEIROS DE PÉ . LAMPADAIRES



**PALM**  
**CP - 1059**

1x E27 - MAX. 15W LED

IP20 CE 230V | 50Hz

**matte black**  
preto mate  
noir mat

more finishes on request . mais acabamentos sob consulta . plus finitions sur demande p. 263

**red pongée**  
pongée vermelho  
pongée rouge

check . consultar . consulter p. 263

**ENLIGHTEN  
YOUR PROJECT**

**INDEX**

**COLLECTIONS**

**WALL LIGHTS**

**SUSPENSIONS /  
CEILING LAMPS**

**TABLE LAMPS**

**FLOOR LAMPS**

HAVANA

HOME

LUV

**PALM**

SIRIUS

**ARCHITECTURAL  
LIGHTNING**

**HERITAGE**

**BATHROOM**

**SHADES**

**FINISHINGS**

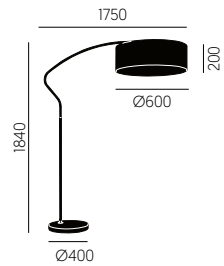
**TECHNICAL INFO**







**FLOOR LAMPS**  
CANDEEIROS DE PÉ · LAMPADAIRES



**HOME**  
**CP - 1048**

1x E27 - MAX. 15W LED  
IP20 CE 230V | 50Hz

**matte black / chrome**  
preto mate / cromado  
noir mat / chrome poli

more finishes on request · mais acabamentos sob consulta · plus finitions sur demande p. 266

**white chintz**  
chintz branco  
chintz blanc

check · consultar · consulter p. 263



**ENLIGHTEN  
YOUR PROJECT**

**INDEX**

**COLLECTIONS**

**WALL LIGHTS**

**SUSPENSIONS /  
CEILING LAMPS**

**TABLE LAMPS**

**FLOOR LAMPS**

HAVANA

**HOME**

LUV

PALM

SIRIUS

**ARCHITECTURAL  
LIGHTNING**

**HERITAGE**

**BATHROOM**

**SHADES**

**FINISHINGS**

**TECHNICAL INFO**



ENLIGHTEN  
YOUR PROJECT

INDEX

COLLECTIONS

WALL LIGHTS

SUSPENSIONS /  
CEILING LAMPS

TABLE LAMPS

FLOOR LAMPS

**ARCHITECTURAL  
LIGHTNING**

GALAXY

RABIA

RABIA ROUND  
DOUBLE

RABIA ROUND  
TRIPLE

RABIA  
TRIPLE

SPY

UNO

HERITAGE

BATHROOM

SHADES

FINISHINGS

TECHNICAL INFO

**ARCHITECTURAL LIGHTING**

ARCHITECTURAL LIGHTING . ARCHITECTURAL LIGHTING

galaxy . rabia round triple . rabia  
rabia round double . rabia triple . uno . spy



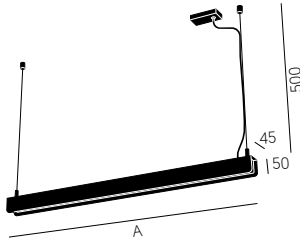
DOWNLIGHTS & SPOTLIGHTS  
DOWNLIGHTS & SPOTLIGHTS . DOWNLIGHTS & SPOTLIGHTS



ARTINOX LIGHTING MANUFACTURER SINCE 1977

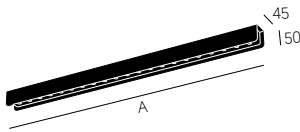
OLD MILL  
Hotel & Spa

DOWNLIGHTS & SPOTLIGHTS  
DOWNLIGHTS & SPOTLIGHTS . DOWNLIGHTS & SPOTLIGHTS



GALAXY  
SU - 1011 / SU - 1012 / SU - 1006

[A] ↔ 310mm / 590mm / 870mm  
1x LED - MAX. 5W / 10W / 15W  
3000k 1000lm / 2000lm / 3000lm  
Driver included  
IP20 CE 230V | 50Hz



GALAXY  
AP - 1430 / AP - 1432 / AP - 1433



[A] ↔ 310mm / 590mm / 870mm  
1x LED - MAX. 5W / 10W / 15W  
3000k 1000lm / 2000lm / 3000lm  
Driver included  
IP20 CE 230V | 50Hz

GALAXY  
PF - 0611 / PF - 0613 / PF - 0614

[A] ↔ 310mm / 590mm / 870mm  
1x LED - MAX. 5W / 10W / 15W  
3000k 1000lm / 2000lm / 3000lm  
Driver included  
IP20 CE 230V | 50Hz

matte white  
branco mate  
blanc mat

more finishes on request . mais acabamentos sob consulta . plus finitions sur demande p. 266



ENLIGHTEN  
YOUR PROJECT

INDEX

COLLECTIONS

WALL LIGHTS

SUSPENSIONS /  
CEILING LAMPS

TABLE LAMPS

FLOOR LAMPS

ARCHITECTURAL  
LIGHTNING

GALAXY

RABIA

RABIA ROUND  
DOUBLE

RABIA ROUND  
TRIPLE

RABIA  
TRIPLE

SPY

UNO

HERITAGE

BATHROOM

SHADES

FINISHINGS

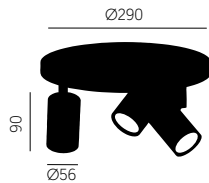
TECHNICAL INFO





## DOWNLIGHTS & SPOTLIGHTS

DOWNLIGHTS & SPOTLIGHTS . DOWNLIGHTS & SPOTLIGHTS



### RABIA ROUND TRIPLE PF - 0600

3x GU10 - MAX. 7W LED  
⊕ IP20 CE 230V | 50Hz

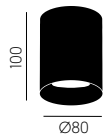
**matte white**  
branco mate  
blanc mat



**matte black**  
preto mate  
noir mat



**matte white**  
branco mate  
blanc mat



### RABIA PF - 0601

1x GU10 - MAX. 7W LED  
⊕ IP20 CE 230V | 50Hz

**various**  
vários  
diverse

more finishes on request . mais acabamentos sob consulta . plus finitions sur demande p. 266

[ENLIGHTEN  
YOUR PROJECT](#)

[INDEX](#)

[COLLECTIONS](#)

[WALL LIGHTS](#)

[SUSPENSIONS /  
CEILING LAMPS](#)

[TABLE LAMPS](#)

[FLOOR LAMPS](#)

[ARCHITECTURAL  
LIGHTNING](#)

GALAXY

RABIA

RABIA ROUND  
DOUBLE

RABIA ROUND  
TRIPLE

RABIA  
TRIPLE

SPY

UNO

[HERITAGE](#)

[BATHROOM](#)

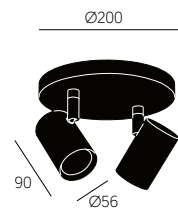
[SHADES](#)

[FINISHINGS](#)

[TECHNICAL INFO](#)







**RABIA ROUND DOUBLE**  
**PF - 0607**

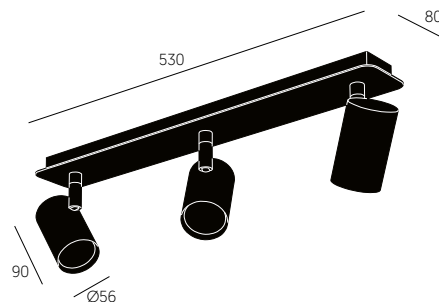
2x GU10 - MAX. 7W LED  
IP20 CE 230V | 50Hz

 **matte white**  
branco mate  
blanc mat

more finishes on request . mais acabamentos sob consulta . plus finitions sur demande p. 266

## DOWNLIGHTS & SPOTLIGHTS

DOWNLIGHTS & SPOTLIGHTS . DOWNLIGHTS & SPOTLIGHTS



**RABIA TRIPLE**  
**PF - 0608**

3x GU10 - MAX. 7W LED  
IP20 CE 230V | 50Hz

 **matte white**  
branco mate  
blanc mat

more finishes on request . mais acabamentos sob consulta . plus finitions sur demande p. 266

[ENLIGHTEN  
YOUR PROJECT](#)

[INDEX](#)

[COLLECTIONS](#)

[WALL LIGHTS](#)

[SUSPENSIONS /  
CEILING LAMPS](#)

[TABLE LAMPS](#)

[FLOOR LAMPS](#)

[ARCHITECTURAL  
LIGHTNING](#)

[GALAXY](#)

[RABIA](#)

**RABIA ROUND  
DOUBLE**

[RABIA ROUND  
TRIPLE](#)

**RABIA  
TRIPLE**

[SPY](#)

[UNO](#)

[HERITAGE](#)

[BATHROOM](#)

[SHADES](#)

[FINISHINGS](#)

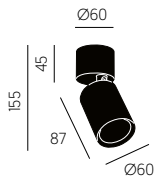
[TECHNICAL INFO](#)







**DOWNLIGHTS & SPOTLIGHTS**  
DOWNLIGHTS & SPOTLIGHTS . DOWNLIGHTS & SPOTLIGHTS



**UNO**  
**AP - 1364**

1x GU10 - MAX. 7W LED  
IP20 CE 230V | 50Hz

**matte black**  
preto mate  
noir mat

more finishes on request . mais acabamentos sob consulta . plus finitions sur demande p. 266



**ENLIGHTEN  
YOUR PROJECT**

**INDEX**

**COLLECTIONS**

**WALL LIGHTS**

**SUSPENSIONS /  
CEILING LAMPS**

**TABLE LAMPS**

**FLOOR LAMPS**

**ARCHITECTURAL  
LIGHTNING**

- GALAXY
- RABIA
- RABIA ROUND  
DOUBLE
- RABIA ROUND  
TRIPLE
- RABIA  
TRIPLE
- SPY
- UNO**

**HERITAGE**

**BATHROOM**

**SHADES**

**FINISHINGS**

**TECHNICAL INFO**





DOWNLIGHTS & SPOTLIGHTS  
DOWNLIGHTS & SPOTLIGHTS . DOWNLIGHTS & SPOTLIGHTS

ARTINOX LIGHTING MANUFACTURER SINCE 1977



VIEW  
ONLINE

DOWNLIGHTS & SPOTLIGHTS  
DOWNLIGHTS & SPOTLIGHTS . DOWNLIGHTS & SPOTLIGHTS



grey ral 7016  
cinza ral 7016  
gris ral 7016



matte black  
preto mate  
noir mat



SPY  
AP - 1386

1x GU10 - MAX. 7W LED  
IP20 CE 230V | 50Hz



various  
vários  
diverse

more finishes on request . mais acabamentos sob consulta . plus finitions sur demande p. 266



ENLIGHTEN  
YOUR PROJECT

INDEX

COLLECTIONS

WALL LIGHTS

SUSPENSIONS /  
CEILING LAMPS

TABLE LAMPS

FLOOR LAMPS

ARCHITECTURAL  
LIGHTNING

GALAXY

RABIA

RABIA ROUND  
DOUBLE

RABIA ROUND  
TRIPLE

RABIA  
TRIPLE

SPY

UNO

HERITAGE

BATHROOM

SHADES

FINISHINGS

TECHNICAL INFO



**HERITAGE**

HERITAGE . HERITAGE

ronne . eye . wing lanterns . ming lanterns . java two rounds  
java one round . java down two rounds . dutch . august

**ENLIGHTEN  
YOUR PROJECT**

**INDEX**

**COLLECTIONS**

**WALL LIGHTS**

**SUSPENSIONS /  
CEILING LAMPS**

**TABLE LAMPS**

**FLOOR LAMPS**

**ARCHITECTURAL  
LIGHTNING**

**HERITAGE**

AUGUST

DUTCH

EYE

JAVA DOWN  
TWO ROUNDS

JAVA ONE  
ROUND

JAVA TWO  
ROUNDS

MING LANTERNS

RONNE

WING LANTERNS

**BATHROOM**

**SHADES**

**FINISHINGS**

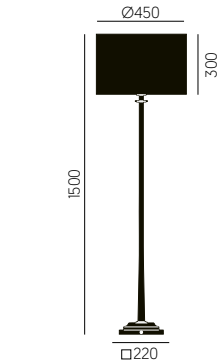

**TECHNICAL INFO**





HERITAGE

HERITAGE . HERITAGE

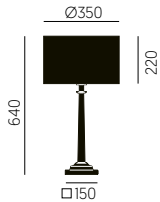


RONNE  
CP - 1083

1x E27 - MAX. 15W LED  
IP20 CE 230V | 50Hz

antique gold matte  
oxidado mate  
or antique mat

more finishes on request . mais acabamentos sob consulta . plus finitions sur demande p. 266



RONNE  
CM - 0523

1x E27 - MAX. 9W LED  
IP20 CE 230V | 50Hz

white chintz  
chintz branco  
chintz blanc

check . consultar . consulter p. 263



ENLIGHTEN  
YOUR PROJECT

INDEX

COLLECTIONS

WALL LIGHTS

SUSPENSIONS /  
CEILING LAMPS

TABLE LAMPS

FLOOR LAMPS

ARCHITECTURAL  
LIGHTNING

HERITAGE

AUGUST

DUTCH

EYE

JAVA DOWN  
TWO ROUNDS

JAVA ONE  
ROUND

JAVA TWO  
ROUNDS

MING LANTERNS

RONNE

WING LANTERNS

BATHROOM

SHADES

FINISHINGS

TECHNICAL INFO





HERITAGE  
HERITAGE . HERITAGE

ARTINOX LIGHTING MANUFACTURER SINCE 1977

HERITAGE

HERITAGE . HERITAGE

ENLIGHTEN  
YOUR PROJECT

INDEX

COLLECTIONS

WALL LIGHTS

SUSPENSIONS /  
CEILING LAMPS

TABLE LAMPS

FLOOR LAMPS

ARCHITECTURAL  
LIGHTNING

HERITAGE

AUGUST

DUTCH

EYE

JAVA DOWN  
TWO ROUNDS

JAVA ONE  
ROUND

JAVA TWO  
ROUNDS

MING LANTERNS

RONNE

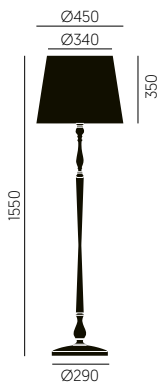
WING LANTERNS

BATHROOM

SHADES

FINISHINGS

TECHNICAL INFO



EYE  
CP - 1087

1x LED - MAX. 15W LED  
IP20 CE 230V | 50Hz

antique gold matte  
oxidado mate  
or antique mat

more finishes on request . mais acabamentos sob consulta . plus finitions sur demande p. 266



EYE  
CM - 0528

1x LED - MAX. 9W LED  
IP20 CE 230V | 50Hz

white chintz  
chintz branco  
chintz blanc

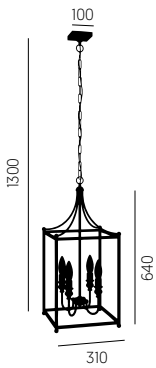
check . consultar . consulter p. 263







HERITAGE  
HERITAGE . HERITAGE



**WING LANTERNS**  
**SU - 0984**

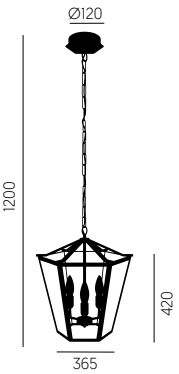
4x E14 - MAX. 6W LED  
IP20 CE 230V | 50Hz

**níquel escovado**  
brushed nickel  
nickel brossé

more finishes on request . mais acabamentos sob consulta . plus finitions sur demande p. 266



**HERITAGE**  
HERITAGE . HERITAGE



**MING LANTERNS**  
**SU - 0985**

3x E14 MAX. 6W LED  
IP20 CE 230V | 50Hz

**antique gold matte**  
oxidado mate  
or antique mat

more finishes on request . mais acabamentos sob consulta . plus finitions sur demande p. 266

**ENLIGHTEN  
YOUR PROJECT**

**INDEX**

**COLLECTIONS**

**WALL LIGHTS**

**SUSPENSIONS /  
CEILING LAMPS**

**TABLE LAMPS**

**FLOOR LAMPS**

**ARCHITECTURAL  
LIGHTNING**

**HERITAGE**

AUGUST

DUTCH

EYE

JAVA DOWN  
TWO ROUNDS

JAVA ONE  
ROUND

JAVA TWO  
ROUNDS

**MING LANTERNS**

RONNE

**WING LANTERNS**

**BATHROOM**

**SHADES**

**FINISHINGS**

**TECHNICAL INFO**







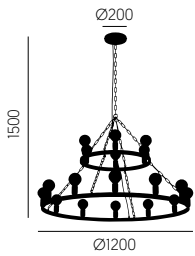
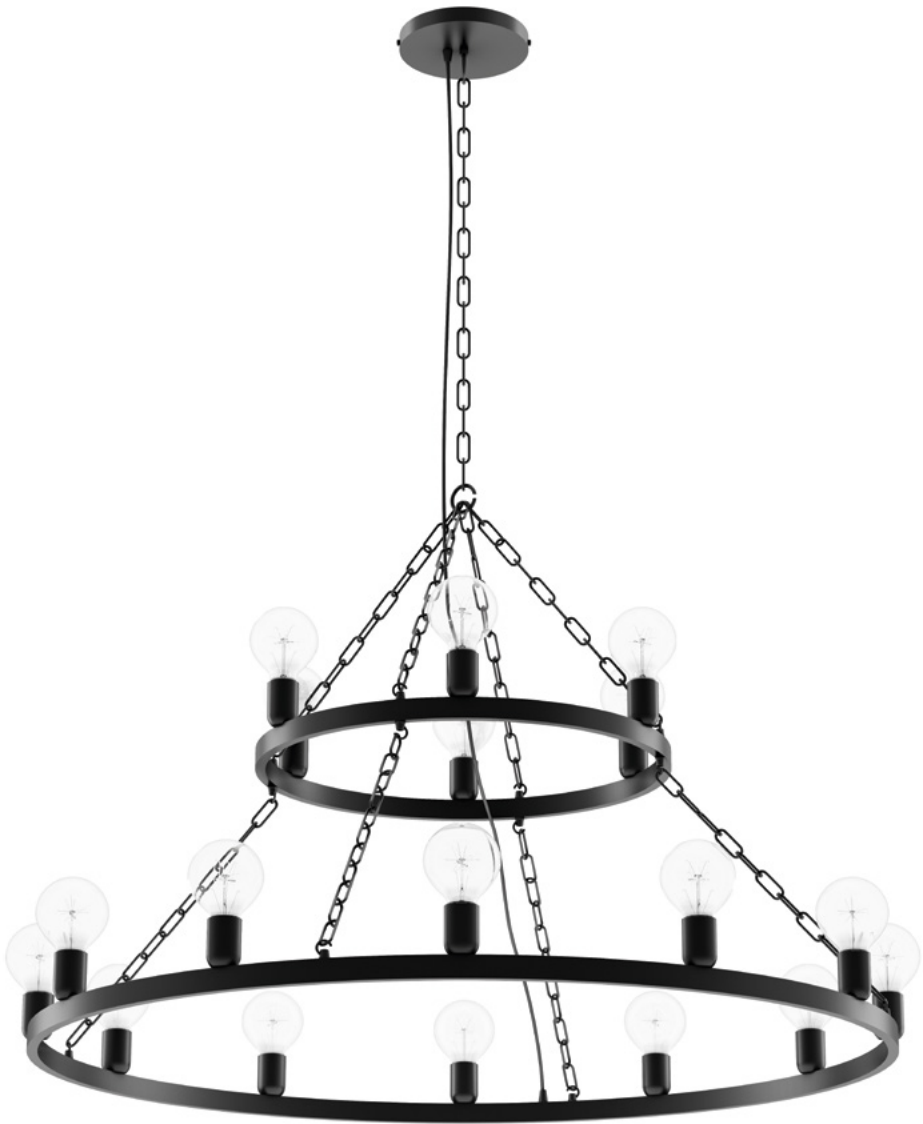
HERITAGE  
HERITAGE . HERITAGE

ARTINOX LIGHTING MANUFACTURED SINCE 1977



VIEW  
ONLINE

HERITAGE  
HERITAGE . HERITAGE



JAVA TWO ROUNDS  
SU - 0986/18

12+6x E27 - MAX. 9W LED  
IP20 CE 230V | 50Hz

matte black  
preto mate  
noir mat

more finishes on request . mais acabamentos sob consulta . plus finitions sur demande p. 266



ENLIGHTEN  
YOUR PROJECT

INDEX

COLLECTIONS

WALL LIGHTS

SUSPENSIONS /  
CEILING LAMPS

TABLE LAMPS

FLOOR LAMPS

ARCHITECTURAL  
LIGHTNING

HERITAGE

AUGUST

DUTCH

EYE

JAVA DOWN  
TWO ROUNDS

JAVA ONE  
ROUND

JAVA TWO  
ROUNDS

MING LANTERNS

RONNE

WING LANTERNS

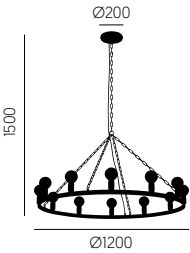
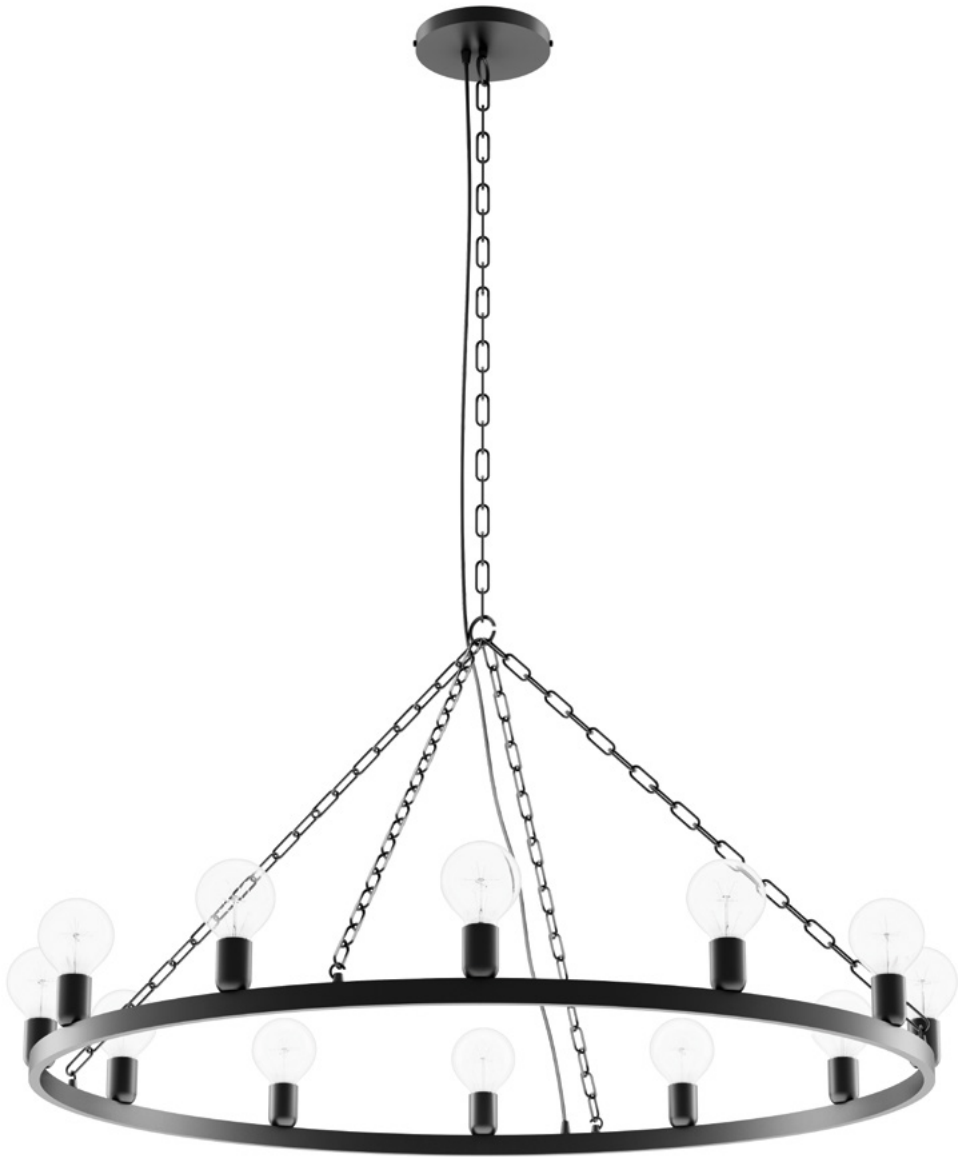
BATHROOM

SHADES

FINISHINGS

TECHNICAL INFO





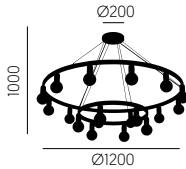
**JAVA ONE ROUND**  
**SU - 0986/12**

12x E27 - MAX. 9W LED  
IP20 CE 230V | 50Hz

**matte black**  
preto mate  
noir mat

more finishes on request . mais acabamentos sob consulta . plus finitions sur demande p. 266

**HERITAGE**  
HERITAGE . HERITAGE



**JAVA DOWN TWO ROUNDS**  
**SU - 0987**

12+6x E27 - MAX.9W LED  
IP20 CE 230V | 50Hz

**matte black**  
preto mate  
noir mat

more finishes on request . mais acabamentos sob consulta . plus finitions sur demande p. 266

**ENLIGHTEN  
YOUR PROJECT**

**INDEX**

**COLLECTIONS**

**WALL LIGHTS**

**SUSPENSIONS /  
CEILING LAMPS**

**TABLE LAMPS**

**FLOOR LAMPS**

**ARCHITECTURAL  
LIGHTNING**

**HERITAGE**

AUGUST  
DUTCH  
EYE

**JAVA DOWN  
TWO ROUNDS**

**JAVA ONE  
ROUND**

JAVA TWO  
ROUNDS

MING LANTERNS

RONNE  
WING LANTERNS

**BATHROOM**

**SHADES**

**FINISHINGS**

**TECHNICAL INFO**









VIEW  
ONLINE

**HERITAGE**  
HERITAGE . HERITAGE




**DUTCH**  
**CT - 4168/18**

12+6x E14 - MAX. 6W LED  
IP20 CE 230V | 50Hz

 **antique gold**  
oxidado  
or antique

more finishes on request . mais acabamentos sob consulta . plus finitions sur demande p. 266

 **black organza**  
organza preto  
organza noir

check . consultar . consulter p. 263



**ENLIGHTEN  
YOUR PROJECT**

**INDEX**

**COLLECTIONS**

**WALL LIGHTS**

**SUSPENSIONS /  
CEILING LAMPS**

**TABLE LAMPS**

**FLOOR LAMPS**

**ARCHITECTURAL  
LIGHTNING**

**HERITAGE**

AUGUST

**DUTCH**

EYE

JAVA DOWN  
TWO ROUNDS

JAVA ONE  
ROUND

JAVA TWO  
ROUNDS

MING LANTERNS

RONNE

WING LANTERNS

**BATHROOM**

**SHADES**

**FINISHINGS**

**TECHNICAL INFO**





HERITAGE  
HERITAGE . HERITAGE

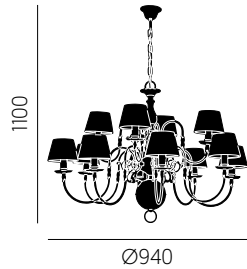
ARTINOX LIGHTING MANUFACTURER SINCE 1977



VIEW  
ONLINE

HERITAGE

HERITAGE . HERITAGE



DUTCH  
CT - 4216/12

8+4x E14 - MAX. 6W LED  
IP20 CE 230V | 50Hz

antique gold  
oxidado  
or antique

more finishes on request . mais acabamentos sob consulta . plus finitions sur demande p. 266

beige organza  
organza bege  
organza beige

check . consultar . consulter p. 263

100%

ENLIGHTEN  
YOUR PROJECT

INDEX

COLLECTIONS

WALL LIGHTS

SUSPENSIONS /  
CEILING LAMPS

TABLE LAMPS

FLOOR LAMPS

ARCHITECTURAL  
LIGHTNING

HERITAGE

AUGUST

DUTCH

EYE

JAVA DOWN  
TWO ROUNDS

JAVA ONE  
ROUND

JAVA TWO  
ROUNDS

MING LANTERNS

RONNE

WING LANTERNS

BATHROOM

SHADES

FINISHINGS


TECHNICAL INFO





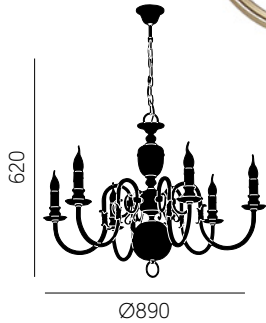
**DUTCH**  
**CT - 4049/9**

6+3x E14 - MAX. 6W LED  
IP20 CE 230V | 50Hz

 **antique gold**  
oxidado  
or antique


more finishes on request . mais acabamentos sob consulta . plus finitions sur demande p. 266

**HERITAGE**  
HERITAGE . HERITAGE



**DUTCH**  
**CT - 4169/6**

6x E14 - MAX. 6W LED  
IP20 CE 230V | 50Hz

 **antique gold / mahogany wood**  
oxidado / madeira mogno  
or antique / bois d'acajou

more finishes on request . mais acabamentos sob consulta . plus finitions sur demande p. 266

**ENLIGHTEN  
YOUR PROJECT**

**INDEX**

**COLLECTIONS**

**WALL LIGHTS**

**SUSPENSIONS /  
CEILING LAMPS**

**TABLE LAMPS**

**FLOOR LAMPS**

**ARCHITECTURAL  
LIGHTNING**

**HERITAGE**

AUGUST

**DUTCH**

EYE

JAVA DOWN  
TWO ROUNDS

JAVA ONE  
ROUND

JAVA TWO  
ROUNDS

MING LANTERNS

RONNE

WING LANTERNS

**BATHROOM**


**SHADES**

**FINISHINGS**

**TECHNICAL INFO**







**DUTCH**  
**CT - 4168/8**

8x E14 - MAX. 6W LED  
IP20 CE 230V | 50Hz

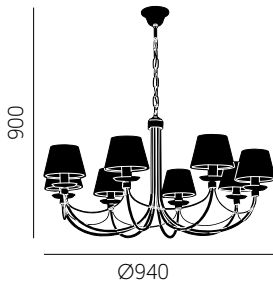
**antique gold**  
oxidado  
or antique

more finishes on request . mais acabamentos sob consulta . plus finitions sur demande p. 266

**HERITAGE**  
HERITAGE . HERITAGE



 **VIEW  
ONLINE**



**AUGUST**  
**CT - 4214/8**

8x E14 - MAX. 6W LED  
IP20 CE 230V | 50Hz

**brown rust**  
castanho ferrugem  
rouille brune

more finishes on request . mais acabamentos sob consulta . plus finitions sur demande p. 266

**linen mustard**  
linho mostarda  
lin moutarde

check . consultar . consulter p. 263



**ENLIGHTEN  
YOUR PROJECT**

**INDEX**

**COLLECTIONS**

**WALL LIGHTS**

**SUSPENSIONS /  
CEILING LAMPS**

**TABLE LAMPS**

**FLOOR LAMPS**

**ARCHITECTURAL  
LIGHTNING**

**HERITAGE**

**AUGUST**

DUTCH

EYE

JAVA DOWN  
TWO ROUNDS

JAVA ONE  
ROUND

JAVA TWO  
ROUNDS

MING LANTERNS

RONNE

WING LANTERNS

**BATHROOM**

**SHADES**

**FINISHINGS**

**TECHNICAL INFO**



ENLIGHTEN YOUR PROJECT

ARTINOX, customised products.

rotational function  
função giratória  
fonction de rotation



metal frame  
aro metálico  
armature en métal

rounded corners  
cantos redondos  
coins arrondis



indirect light  
luz indireta  
lumière indirecte



demister pad  
desembaciador  
anti-buée

lighted magnifying mirror  
espelho de aumento iluminado  
miroir grossissant d'éclairage

interior edge light  
foscagem interior  
lumière de bord intérieur

edge light  
foscagem exterior  
Lumière de bord

optical sensor  
sensor ótico  
nterrupteur optique

square corners  
cantos retos  
coins carrés

ENLIGHTEN  
YOUR PROJECT

INDEX

COLLECTIONS

WALL LIGHTS

SUSPENSIONS /  
CEILING LAMPS

TABLE LAMPS

FLOOR LAMPS

ARCHITECTURAL  
LIGHTNING

HERITAGE

BATHROOM

MIRRORS

WALL LIGHTS

PLAFOND

SHADES

FINISHINGS

TECHNICAL INFO

BATHROOM

CASA DE BANHO . SALLE DE BAIN

mirrors . espelhos . miroirs

art . kate . makeup mirror . board . hollywood . pharmacy  
koe . fair . juno . esperance . aqua . cristal . ana . kris

wall lights . apliques . appliques murales

chita round . chita square . gallia . gulf . jara

plafond . plafond . plafonnier

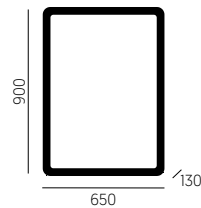
pf - 0612 . aveiro





VIEW  
ONLINE

MIRRORS  
ESPELHOS . MIROIRS



ART  
ES - 0075

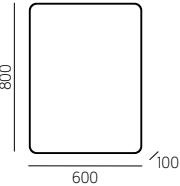

1x LED - MAX. 21W  
3000K 2400lm  
IP44 CE 230V | 50Hz

matte white  
branco mate  
blanc mat



various  
vários  
diverse

more finishes on request . mais acabamentos sob consulta . plus finitions sur demande p. 266



ART  
ES - 0077

Without electrification

antique gold  
oxidado  
or antique



ENLIGHTEN  
YOUR PROJECT

INDEX

COLLECTIONS

WALL LIGHTS

SUSPENSIONS /  
CEILING LAMPS

TABLE LAMPS

FLOOR LAMPS

ARCHITECTURAL  
LIGHTNING

HERITAGE

BATHROOM

MIRRORS

ANA	FAIR
AQUA	JUNO
ART	HOLLYWOOD
BASS	KATE
BOARD	KOE
CIRCLE	KRIS
CRISTAL	MAKEUP MIRROR
ESPERANCE	PHARMACY

WALL LIGHTS

PLAFOND

SHADES

FINISHINGS

TECHNICAL INFO





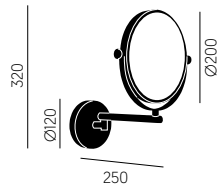
**KATE**  
**ES - 0069**

1x LED - MAX. 15W  
2700K 1700lm  
Driver included  
IP44 CE 230V | 50Hz

**antique gold**  
oxidado  
or antique

more finishes on request . mais acabamentos sob consulta . plus finitions sur demande p. 266

**MIRRORS**  
ESPELHOS . MIROIRS

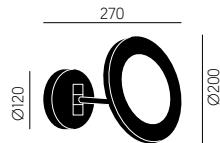


**MAKEUP MIRROR**  
**AP - 1394**

Without electrification

**chrome**  
cromado  
chrome poli

more finishes on request . mais acabamentos sob consulta . plus finitions sur demande p. 266



**MAKEUP MIRROR**  
**AP - 1395**

1x LED - MAX. 3W  
3000K 500 lm  
IP44 CE 230V | 50Hz

**ENLIGHTEN  
YOUR PROJECT**

**INDEX**

**COLLECTIONS**

**WALL LIGHTS**

**SUSPENSIONS /  
CEILING LAMPS**

**TABLE LAMPS**

**FLOOR LAMPS**

**ARCHITECTURAL  
LIGHTNING**

**HERITAGE**

**BATHROOM**

**MIRRORS**

ANA	FAIR
AQUA	JUNO
ART	HOLLYWOOD
BASS	<b>KATE</b>
BOARD	KOE
CIRCLE	KRIS
CRISTAL	<b>MAKEUP MIRROR</b>
ESPERANCE	PHARMACY

**WALL LIGHTS**

**PLAFOND**

**SHADES**

**FINISHINGS**

**TECHNICAL INFO**

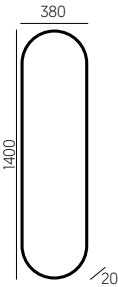
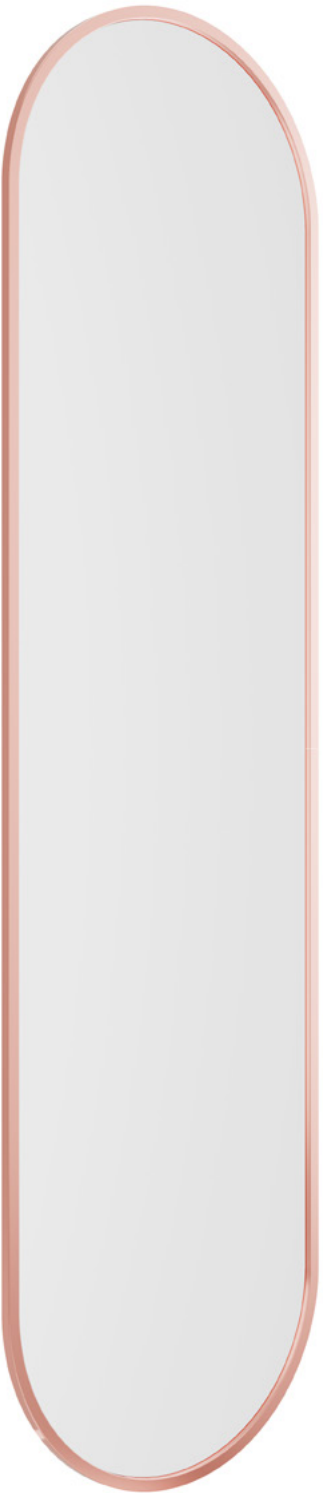






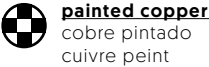
VIEW  
ONLINE

MIRRORS  
ESPELHOS . MIROIRS



BOARD  
ES - 0076

Without electrification



painted copper  
cobre pintado  
cuivre peint

more finishes on request . mais acabamentos sob consulta . plus finitions sur demande p. 266

ENLIGHTEN  
YOUR PROJECT

INDEX

COLLECTIONS

WALL LIGHTS

SUSPENSIONS /  
CEILING LAMPS

TABLE LAMPS

FLOOR LAMPS

ARCHITECTURAL  
LIGHTNING

HERITAGE

BATHROOM

MIRRORS

ANA	FAIR
AQUA	JUNO
ART	HOLLYWOOD
BASS	KATE
BOARD	KOE
CIRCLE	KRIS
CRISTAL	MAKEUP MIRROR
ESPERANCE	PHARMACY

WALL LIGHTS  
PLAFOND

SHADES

FINISHINGS

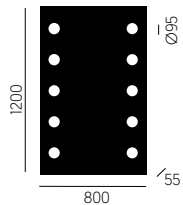

TECHNICAL INFO







MIRRORS  
ESPELHOS · MIROIRS



HOLLYWOOD  
ES - 0070

10x E14 T26 - MAX. 2W LED  
IP44 CE 230V | 50Hz

painted glossy white  
 branco brilhante pintado  
 blanc brillant peint

more finishes on request · mais acabamentos sob consulta · plus finitions sur demande p. 266

ENLIGHTEN  
YOUR PROJECT

INDEX

COLLECTIONS

WALL LIGHTS

SUSPENSIONS /  
CEILING LAMPS

TABLE LAMPS

FLOOR LAMPS

ARCHITECTURAL  
LIGHTNING

HERITAGE

BATHROOM

MIRRORS

ANA	FAIR
AQUA	JUNO
ART	<b>HOLLYWOOD</b>
BASS	KATE
BOARD	KOE
CIRCLE	KRIS
CRISTAL	MAKEUP
ESPERANCE	MIRROR
	PHARMACY

WALL LIGHTS

PLAFOND

SHADES

FINISHINGS

TECHNICAL INFO

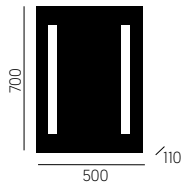







VIEW  
ONLINE

**MIRRORS**  
ESPELHOS . MIROIRS



**PHARMACY**  
**ES - 0071**

2x T5 - MAX. 13W  
IP44 CE 230V | 50Hz

 **inox frame / white**  
moldura inox / branco  
inox cadre / blanc

more finishes on request . mais acabamentos sob consulta . plus finitions sur demande p. 266

**ENLIGHTEN  
YOUR PROJECT**

**INDEX**

**COLLECTIONS**

**WALL LIGHTS**

**SUSPENSIONS /  
CEILING LAMPS**

**TABLE LAMPS**

**FLOOR LAMPS**

**ARCHITECTURAL  
LIGHTNING**

**HERITAGE**

**BATHROOM**

**MIRRORS**

ANA	FAIR
AQUA	JUNO
ART	HOLLYWOOD
BASS	KATE
BOARD	KOE
CIRCLE	KRIS
CRISTAL	MAKEUP MIRROR
ESPERANCE	

**PHARMACY**

**WALL LIGHTS**  
**PLAFOND**

**SHADES**

**FINISHINGS**

**TECHNICAL INFO**



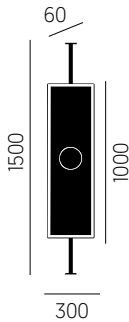


MIRRORS  
ESPELHOS . MIROIRS

ARTINOX LIGHTING MANUFACTURER SINCE 1977



MIRRORS  
ESPELHOS . MIROIRS



KOE  
ES - 0063

- 1x LED - MAX. 22W
- 5000K 2700lm
- Driver included
- IP44
- CE
- 230V | 50Hz

inox frame  
moldura inox  
inox cadre

more finishes on request . mais acabamentos sob consulta . plus finitions sur demande p. 266

ENLIGHTEN  
YOUR PROJECT

INDEX

COLLECTIONS

WALL LIGHTS

SUSPENSIONS /  
CEILING LAMPS

TABLE LAMPS

FLOOR LAMPS

ARCHITECTURAL  
LIGHTNING

HERITAGE

BATHROOM

MIRRORS

ANA	FAIR
AQUA	JUNO
ART	HOLLYWOOD
BASS	KATE
BOARD	KOE
CIRCLE	KRIS
CRISTAL	MAKEUP MIRROR
ESPERANCE	PHARMACY

WALL LIGHTS  
PLAFOND

SHADES

FINISHINGS

TECHNICAL INFO








MIRRORS  
ESPELHOS . MIROIRS



**CIRCLE**  
**ES - 0078**  
1x LED - MAX. 15W  
2700K 1700lm  
Driver included  
IP44 CE 230V | 50Hz

 **matte black**  
preto mate  
noir mat

more finishes on request . mais acabamentos sob consulta . plus finitions sur demande p. 266



ENLIGHTEN  
YOUR PROJECT

INDEX

COLLECTIONS

WALL LIGHTS

SUSPENSIONS /  
CEILING LAMPS

TABLE LAMPS

FLOOR LAMPS

ARCHITECTURAL  
LIGHTNING

HERITAGE

BATHROOM

MIRRORS

ANA	FAIR
AQUA	JUNO
ART	HOLLYWOOD
BASS	KATE
BOARD	KOE
<b>CIRCLE</b>	KRIS
CRISTAL	MAKEUP
ESPERANCE	MIRROR
	PHARMACY

WALL LIGHTS

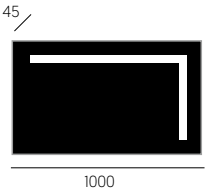
PLAFOND

SHADES

FINISHINGS

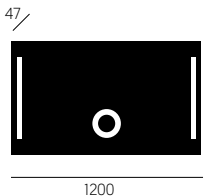

TECHNICAL INFO





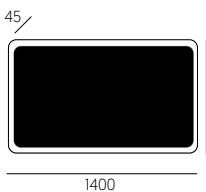
**FAIR**  
**ES - 0064**

1x LED - MAX. 20W  
3000K 2000lm  
Driver included  
IP44 CE 230V | 50Hz



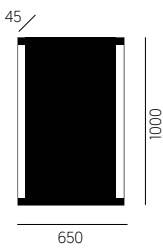
**JUNO**  
**ES - 0065**

2x T5 - MAX. 24W  
1x LED - MAX. 12W  
3000K 1400lm  
Driver included  
IP44 CE 230V | 50Hz



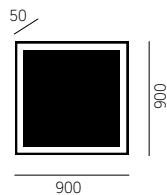
**ESPERANCE**  
**ES - 0067**

1x LED - MAX. 32W  
3000K 3500lm  
Driver included  
IP44 CE 230V | 50Hz



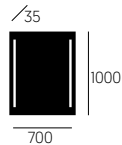
**AQUA**  
**ES - 0072**

1x LED - MAX. 20W  
3000K 2200lm  
Driver included  
IP44 CE 230V | 50Hz



**BASS**  
**ES - 0061**

1x LED - MAX. 34W  
3000K 3500lm  
Driver included  
IP44 CE 230V | 50Hz



**ANA**  
**ES - 0045/07**

2x T5 - MAX. 21W  
Driver included  
IP44 CE 230V | 50Hz

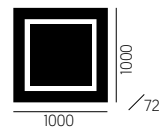


various  
vários  
diverse

more finishes on request . mais acabamentos sob consulta . plus finitions sur demande p. 266

**MIRRORS**

ESPELHOS . MIROIRS



**CRISTAL**  
**ES - 0060**

1x TR5 - MAX. 60W  
Driver included  
IP44 CE 230V | 50Hz



**KRIS**  
**ES - 0074**

1x LED - MAX. 27W  
3000K 3000lm  
Driver included  
IP44 CE 230V | 50Hz

T5 LED optional in all models

ENLIGHTEN  
YOUR PROJECT

INDEX

COLLECTIONS

WALL LIGHTS

SUSPENSIONS /  
CEILING LAMPS

TABLE LAMPS

FLOOR LAMPS

ARCHITECTURAL  
LIGHTNING

HERITAGE

BATHROOM

MIRRORS

ANA FAIR

AQUA JUNO

ART HOLLYWOOD

BASS KATE

BOARD KOE

CIRCLE KRIS

CRISTAL MAKEUP  
ESPERANCE MIRROR

PHARMACY

WALL LIGHTS

PLAFOND

SHADES

FINISHINGS

TECHNICAL INFO

100%  
FULLY  
COMPLIANT  
WITH  
EUROPEAN  
STANDARDS



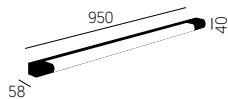
various  
vários  
diverse





VIEW  
ONLINE

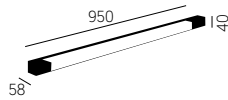
**WALL LIGHTS**  
APLIQUES . APLIQUES MURALES



**CHITA ROUND**  
**AP - 1388**

1x T5 - MAX. 21W  
IP44 CE 230V | 50Hz

**chrome / acrylic diffuser**  
cromado / difusor acrílico  
chrome poli / diffuseur en acrylique



**CHITA SQUARE**  
**AP - 1389**

1x T5 - MAX. 21W  
IP44 CE 230V | 50Hz

**chrome / acrylic diffuser**  
cromado / difusor acrílico  
chrome poli / diffuseur en acrylique



**various**  
vários  
diverse

more finishes on request . mais acabamentos sob consulta . plus finitions sur demande p. 266



**ENLIGHTEN  
YOUR PROJECT**

**INDEX**

**COLLECTIONS**

**WALL LIGHTS**

**SUSPENSIONS /  
CEILING LAMPS**

**TABLE LAMPS**

**FLOOR LAMPS**

**ARCHITECTURAL  
LIGHTNING**

**HERITAGE**

**BATHROOM**

**MIRRORS**

**WALL LIGHTS**

**CHITA ROUND**

**CHITA SQUARE**

**GALIA**

**GULF**

**JARA**

**PLAFOND**

**SHADES**

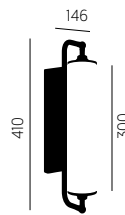
**FINISHINGS**

**TECHNICAL INFO**





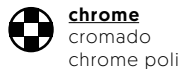
**WALL LIGHTS**  
APLIQUES . APPLIQUES MURALES



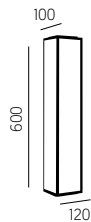
**GALIA**  
**AP - 1390**

1x E14 - MAX. 6W LED  
IP44 CE 230V | 50Hz

**chrome / acrylic diffuser**  
cromado / difusor acrílico  
chrome poli / diffuseur en acrylique



more finishes on request . mais acabamentos sob consulta . plus finitions sur demande p. 266



**GULF**  
**AP - 1391**

1x T5 - MAX. 24W  
Driver included  
IP44 CE 230V | 50Hz

**chrome / acrylic diffuser**  
cromado / difusor acrílico  
chrome poli / diffuseur en acrylique



**ENLIGHTEN  
YOUR PROJECT**

**INDEX**

**COLLECTIONS**

**WALL LIGHTS**

**SUSPENSIONS /  
CEILING LAMPS**

**TABLE LAMPS**

**FLOOR LAMPS**

**ARCHITECTURAL  
LIGHTNING**

**HERITAGE**

**BATHROOM**

**MIRRORS**

**WALL LIGHTS**

CHITA ROUND

CHITA SQUARE

**GALIA**

**GULF**

JARA

**PLAFOND**

**SHADES**

**FINISHINGS**

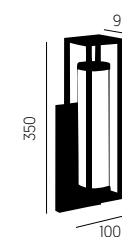
**TECHNICAL INFO**





## WALL LIGHTS


APLIQUES · APLIQUES MURALES



**JARA**  
**AP - 1392**

1x E14 - MAX. 6W LED  
  230V | 50Hz



**antique gold / acrylic diffuser**  
 oxidado / difusor acrílico  
 or antique / diffuseur en acrylique

 **antique gold matte**  
 oxidado mate  
 or antique mat

more finishes on request · mais acabamentos sob consulta · plus finitions sur demande p. 266



**JARA**  
**AP - 1393**

1x LED - MAX. 9W  
 3000K 600lm  
 Driver not required  
  230V | 50Hz

**antique gold / acrylic diffuser**  
 oxidado / difusor acrílico  
 or antique / diffuseur en acrylique



**ENLIGHTEN  
YOUR PROJECT**

**INDEX**

**COLLECTIONS**

**WALL LIGHTS**

**SUSPENSIONS /  
CEILING LAMPS**

**TABLE LAMPS**

**FLOOR LAMPS**

**ARCHITECTURAL  
LIGHTNING**

**HERITAGE**

**BATHROOM**

**MIRRORS**

**WALL LIGHTS**

CHITA ROUND

CHITA SQUARE

GALIA

GULF

**JARA**

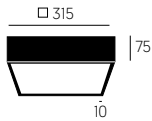
**PLAFOND**

**SHADES**

**FINISHINGS**

**TECHNICAL INFO**






**AVEIRO**  
**PF - 0612**

2x E27 - MAX. 9W LED  
IP44 CE 230V | 50Hz

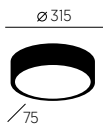
**chrome / frosted acrylic diffuser**  
cromado / difusor acrílico fosco  
chrome poli / diffuseur en acrylique dépoli

more finishes on request . mais acabamentos sob consulta . plus finitions sur demande **p. 266**

**PLAFOND**  
PLAFOND . PLAFONNIER



 [VIEW  
ONLINE](#)



**AVEIRO**  
**PF - 0591**

2x E27 - MAX. 9W LED  
IP44 CE 230V | 50Hz

**chrome / frosted acrylic diffuser**  
cromado / difusor acrílico fosco  
chrome poli / diffuseur en acrylique dépoli

more finishes on request . mais acabamentos sob consulta . plus finitions sur demande **p. 266**

[ENLIGHTEN  
YOUR PROJECT](#)

[INDEX](#)

[COLLECTIONS](#)

[WALL LIGHTS](#)

[SUSPENSIONS /  
CEILING LAMPS](#)

[TABLE LAMPS](#)

[FLOOR LAMPS](#)

[ARCHITECTURAL  
LIGHTNING](#)

[HERITAGE](#)

[BATHROOM](#)

[MIRRORS](#)

[WALL LIGHTS](#)

[PLAFOND](#)

[AVEIRO](#)

[SHADES](#)

[FINISHINGS](#)

[TECHNICAL INFO](#)





[ENLIGHTEN  
YOUR PROJECT](#)

[INDEX](#)

[COLLECTIONS](#)

[WALL LIGHTS](#)

[SUSPENSIONS /  
CEILING LAMPS](#)

[TABLE LAMPS](#)

[FLOOR LAMPS](#)

[ARCHITECTURAL  
LIGHTNING](#)

[HERITAGE](#)

[BATHROOM](#)

[SHADES](#)

BESPOKE  
PRODUCTION

CUSTOM MADE  
LAMPSHADE

[FINISHINGS](#)

[TECHNICAL INFO](#)

**SHADES**  
ABAJURES . ABAT-JOUR



## Bespoke Production

Produto produzido à medida  
Production sur mesure

Artinox gives the possibility to our clients to adjust sizes and finishes of any of our products according to their needs. Enlighten your project!

A Artinox dá a possibilidade aos nossos clientes para ajustar tamanhos e acabamentos de qualquer um de nossos produtos de acordo com suas necessidades. Ilumine seu projeto!

Artinox donne la possibilité à ses clients d'ajuster les dimensions et les finitions de n'importe lequel de ses produits en fonction de leurs besoins. Éclairez votre projet avec Artinox !

### SHAPE & SIZE

FORMATO E TAMANHO . FORME & DIMENSION

Choose the shape and dimensions. Once you have picked the desired shape, you should identify the desired dimensions.

[A] base dimensions x [B] top dimensions x [C] height

Escolha o formado e as medidas.

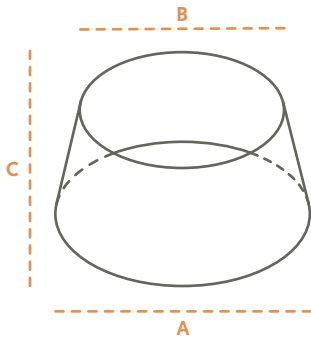
Depois de escolher a forma desejada, você deve identificar as dimensões desejadas.

[A] dimensões da base x [B] dimensões do topo x [C] altura

Choisissez la forme et les dimensions.

Une fois que vous avez choisi la forme désirée, vous devez identifier les dimensions désirées.

[A] dimensions de la base x [B] dimensions du haut x [C] hauteur



### COLOUR & FABRIC

COR E TECIDO . COULEUR & TISSU

Choose color and fabric.

You have at your disposal a varied collection of fabrics such as CHINTZ, COTTON and LINEN, and different colors on request.

Escolha a cor e tecido.

Tem à sua disposição uma variada coleção de tecidos como por exemplo o CHINTZ, o COTTON e o LINEN, e diferentes cores sob pedido.

Choisissez la couleur et le tissu.


Vous avez à votre disposition une collection variée de tissus tels que le CHINTZ, le COTON et le LIN, et différentes couleurs sur demande.

## CUSTOM MADE LAMPSHADE

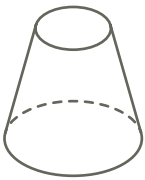
ABAJURES À MEDIDA . ABAT-JOUR SUR MESURE

### SHADE FORMATS

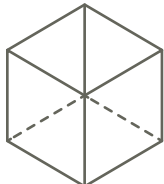
FORMATOS ABAJUR . FORMATS D'ABAT-JOUR



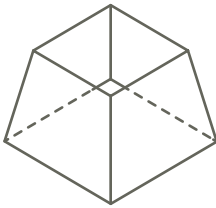
**cylinder**  
cilindro  
cylindre



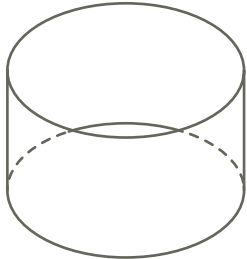
**cone**  
cone  
cône



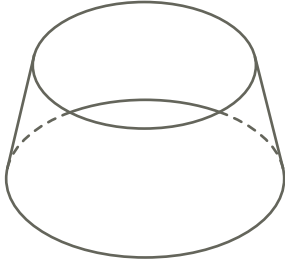
**square**  
quadrado  
carré



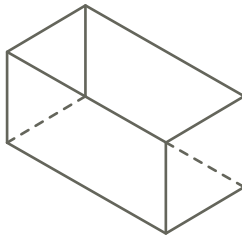
**tapered square**  
quadrado afilado  
carré effilé



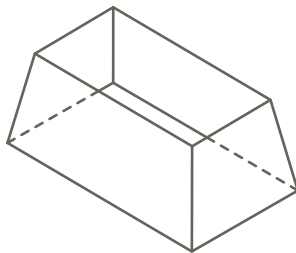
**drum**  
tambor  
tambour



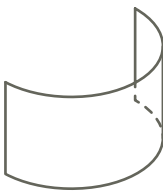
**tapered drum**  
tambor afilado  
tambour effilé



**rectangle**  
retângulo  
rectangle



**tapered rectangle**  
retângulo afilado  
rectangle effilé



**half shade**  
meio abajur  
demi abat-jour



**cut rectangle**  
retângulo cortado  
rectangle coupé

Every dimension can be adjusted to ensure you receive the perfect lighting accessory so if you are unsure or require assistance the team are on hand to help.

Todas as dimensões podem ser ajustadas para garantir que recebe o acessório de iluminação perfeito, portanto, se não tiver certeza ou precisar de ajuda, a equipa estará à disposição para o ajudar.

Toutes les dimensions peuvent être ajustées pour vous assurer d'obtenir le luminaire parfait, donc si vous n'êtes pas sûr ou avez besoin d'aide, l'équipe est là pour vous aider.

ENLIGHTEN  
YOUR PROJECT

INDEX

COLLECTIONS

WALL LIGHTS

SUSPENSIONS /  
CEILING LAMPS

TABLE LAMPS

FLOOR LAMPS

ARCHITECTURAL  
LIGHTNING

HERITAGE

BATHROOM

SHADES


BESPOKE  
PRODUCTION

CUSTOM MADE  
LAMPSHADE

FINISHINGS

TECHNICAL INFO





[ENLIGHTEN  
YOUR PROJECT](#)

[INDEX](#)

[COLLECTIONS](#)

[WALL LIGHTS](#)

[SUSPENSIONS /  
CEILING LAMPS](#)

[TABLE LAMPS](#)

[FLOOR LAMPS](#)

[ARCHITECTURAL  
LIGHTNING](#)

[HERITAGE](#)

[BATHROOM](#)

[SHADES](#)

[FINISHINGS](#)

[HOW TO ORDER  
FINISHINGS](#)

[TECHNICAL INFO](#)



FINISHINGS  
ACABAMENTOS . FINITIONS

We are able to use any Powder coat RAL colour or you can choose one of our wide range of Galvanic finishes.

Podemos usar qualquer cor de revestimento em pó RAL ou escolher um dos nossos acabamentos galvânicos.

Nous pouvons utiliser n'importe quel revêtement en poudre Ral Colour ou vous pouvez choisir parmi notre large gamme de finitions galvaniques.



Galvanic finish  
acabamento galvânico  
finition galvanique



Powder coat RAL  
revestimento em pó RAL  
poudre RAL Colour



HOW TO ORDER . COMO ENCOMENDAR . COMMENT COMMANDER














- when ordering, please indicate the finished code of finishing.  
aquando da encomenda, por favor indicar o código do acabamento pretendido.  
lors de la commande, s'il vous plaît indiquer dans le code de finition prévue.

in the absence of this indication, the finishing will be provided according to the model presented.  
na ausência desta indicação, será fornecido o acabamento de acordo com o modelo apresentado.  
en l'absence de cette declaration, sera fourni avec l'accord de finition modèle présenté.











example . exemplo . exemple

CM - 0484 NE \_\_\_\_\_ finishing code . código acabamento . la complétion de code  
\_\_\_\_\_ model reference . referência modelo . modèle de référence

FINISHINGS  
ACABAMENTOS . FINITIONS

 <b>OA</b> <b>antique gold matte</b> oxidado mate or antique mat	 <b>OX</b> <b>antique gold</b> oxidado or antique	 <b>AU</b> <b>gold plate</b> banho ouro or	 <b>C3</b> <b>glossy copper</b> cobre brilhante cuivre brillant	 <b>OC</b> <b>antique copper matte</b> oxidado cobre mate cuivre antique mat
 <b>CR</b> <b>cromado</b> chrome chrome poli	 <b>NA</b> <b>matte brushed nickel</b> níquel escovado mate nickel brossé mat	 <b>NE</b> <b>brushed nickel</b> níquel escovado nickel brossé	 <b>O2</b> <b>champagne gold</b> ouro champagne champagne or	 <b>O7</b> <b>dark antique</b> oxidado escuro antique foncé
 <b>O9</b> <b>dark antique brushed matte</b> oxidado escuro escovado mate antique foncé brossé mat	 <b>OH</b> <b>glossy antique gold dark</b> oxidado escuro brilhante brillant antique or foncé	 <b>OI</b> <b>matte antique gold dark</b> oxidado escuro mate mat antique or foncé		

POSSIBLE FINISH COMBINATIONS . COMBINAÇÕES DE ACABAMENTOS POSSÍVEIS . COMBINAISONS DE FINITIONS POSSIBLES

 <b>VS</b> <b>textured black / antique gold</b> preto texturado / oxidado noir granit / or antique	 <b>SB</b> <b>glossy black / glossy copper</b> preto brilhante / cobre brilhante noir brillant / cuivre brillant	 <b>BD</b> <b>white / chrome</b> branco / cromado blanc / chrome poli	 <b>CO</b> <b>matte black / chrome</b> preto mate / cromado noir mat / chrome poli	 <b>CG</b> <b>matte black / antique gold</b> preto mate / oxidado noir mat / or antique
 <b>ZP</b> <b>green (ral 6001) / polished brass</b> verde (ral 6001) / latão polido vert (ral 6001) / laiton poli	 <b>ZO</b> <b>matte black / painted copper</b> preto mate / cobre pintado noir brillant / cuivre peint	 <b>BT</b> <b>white / antique gold</b> branco / oxidado blanc / or antique	 <b>ZU</b> <b>grey ral7016</b> cinza ral7016 gris ral7016	 <b>RAL COLOUR CHART</b> Any colour available Qualquer cor disponivel Toutes couleurs disponibles

ENLIGHTEN  
YOUR PROJECT

INDEX

COLLECTIONS

WALL LIGHTS

SUSPENSIONS /  
CEILING LAMPS

TABLE LAMPS

FLOOR LAMPS

ARCHITECTURAL  
LIGHTNING

HERITAGE

BATHROOM

SHADES

FINISHINGS

HOW TO ORDER  
FINISHINGS

TECHNICAL INFO





ENLIGHTEN  
YOUR PROJECT

INDEX

COLLECTIONS

WALL LIGHTS

SUSPENSIONS /  
CEILING LAMPS

TABLE LAMPS

FLOOR LAMPS

ARCHITECTURAL  
LIGHTNING

HERITAGE

BATHROOM

SHADES

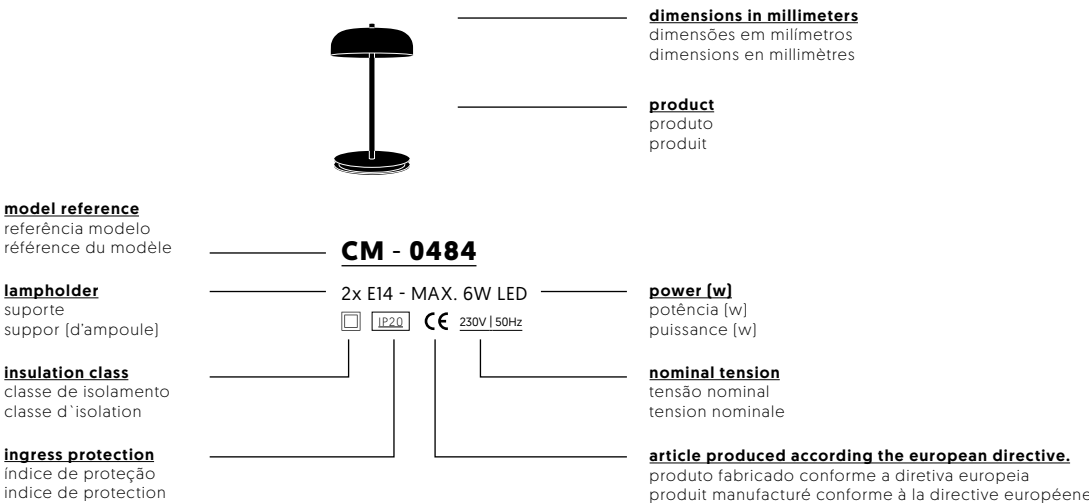
FINISHINGS

**TECHNICAL INFO**

- ICONS
- INSULATION CLASSES
- INGRESS PROTECTION
- LIGHT COLOUR
- SYMBOLGY
- TECHNICAL  
INFORMATION  
ON LAMPS
- TERMINOLOGY



SYMBOLOLOGY . SIMBOLOGIA . SYMBOLOGIE



**Product manufactured according to European directive.**  
Produto fabricado conforme a diretiva Europeia.  
Produit fabriqué selon la directive européenne.

**Rated voltage - All products are designed for a voltage of 230V-50Hz.**  
**It is possible to provide versions for other voltages / frequencies, on request.**

Tensão nominal - todos os produtos estão concebidos para uma tensão de 230V-50Hz.  
É possível o fornecimento de versões para outras tensões/frequências, sob consulta.  
Tension nominale - tous les produits sont conçus pour la tension 230V-50Hz.  
la fourniture de versions est possible pour d'autres tensions / fréquences sur demande.

TERMINOLOGY . TERMINOLOGIA . TERMINOLOGIE

- AP** Wall light . Applique . Applique murale.
- CM** Table lamp . Candeeiro de mesa . Lampe de table
- CP** Floor lamp . Candeeiro de pé . Lampadaire
- SU** Suspension . Suspensão . Suspension
- CT** Ceiling lamp . Candeeiro de teto . Plafonnier
- ES** Mirror . Espelho . Miroir
- PF** Plafond . Plafond . Plafonnier

ICONS . ÍCONES . ICÔNE

- luminary to use only indoors**  
luminária para espaços interiores  
luminaire pour utilisation en intérieur
- ceiling luminary with salient application**  
luminária de tecto com aplicação saliente  
luminaire de plafond avec montage en saillie
- symmetrical emission of the light**  
emissão simétrica da luz  
émission symétrique
- vertical orientation in two directions (degrees)**  
orientação vertical em dois sentidos (graus)  
orientation verticale dans deux directions (degrés)
- lens opening angle (degrees)**  
ângulo de abertura da lente difusora (graus)  
angle d'ouverture de lentille (degrés)
- aluminium**  
alumínio  
aluminium
- Injected aluminium**  
alumínio injectado  
aluminium injecté
- glass component**  
componente em vidro  
composant en verre
- painted**  
pintado  
peint
- opal acrylic diffuser**  
difusor em acrílico opalino  
diffuseur en acrylique opale
- transparent glass diffuser**  
difusor em vidro transparente  
diffuseur en verre transparent
- luminary without diffuser**  
luminária sem difusor  
luminaire sans diffuseur
- LED's colour temperature (kelvin)**  
temperatura de cor do LED (kelvin)  
température de couleur LED (kelvin)
- LED's colour temperature (kelvin)**  
temperatura de cor do LED (kelvin)  
température de couleur LED (kelvin)
- color table**  
tabela de cores  
table de couleurs
- indirect light**  
luz indireta  
lumière indirecte
- dimable**  
dimável  
dimmable
- motion sensor**  
sensor de movimento  
détecteur de mouvement
- luminary with on | off switch**  
luminária com interruptor on | off  
luminaire avec interrupteur on | off
- demister pad**  
desembaciador  
anti-buée
- magnifying mirror**  
espelho de aumento  
miroir grossissant
- electrical equipment not included**  
equipamento eléctrico não incluído  
équipement électrique pas inclus
- holder not included**  
suporte de lâmpada não incluído  
douille non incluse
- wireless charger included**  
carregador wireless incluído  
chargeur sans fil inclus
- USB port included**  
porta USB incluída  
prise USB incluse
- lighting bulb included**  
lâmpada incluída  
ampoule incluse
- lighting bulb not included**  
lâmpada não incluída  
ampoule non incluse
- energy efficiency**  
eficiência energética  
efficacité énergétique
- finishing**  
acabamento  
finition
- shade**  
abajur  
abat-jur
- vertical adjustment function**  
função ajuste vertical  
fonction de réglage vertical
- horizontal adjustment function**  
função ajuste horizontal  
fonction de réglage horizontal
- rotational function 180°**  
função giratória 180°  
fonction de rotation 180°
- rotational function 350°**  
função giratória 350°  
fonction de rotation 350°

ENLIGHTEN  
YOUR PROJECT

INDEX

COLLECTIONS

WALL LIGHTS

SUSPENSIONS /  
CEILING LAMPS

TABLE LAMPS

FLOOR LAMPS

ARCHITECTURAL  
LIGHTNING

HERITAGE

BATHROOM

SHADES

FINISHINGS

TECHNICAL INFO

ICONS

INSULATION CLASSES

INGRESS PROTECTION

LIGHT COLOUR


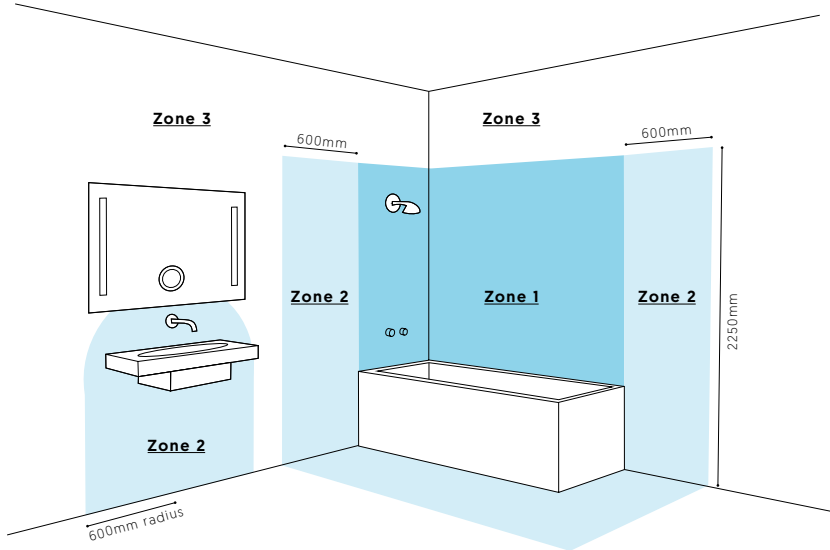
SYMBOLOLOGY

TECHNICAL  
INFORMATION  
ON LAMPS

TERMINOLOGY



ZONES · ZONAS · ZONES




- Zone 1**  
IP45 / IP55 / IP65
- Zone 2**  
IP44 at least / mínimo / minimum
- Zone 3**  
Without special requirements  
Sem requisitos especiais  
Aucunne exigence particulière

INSULATION CLASSES · CLASSES DE ISOLAMENTO · INSULATION CLASSES



- Basic insulated luminaire with earth protective device (needs to be connected to the ground).**  
Luminária com isolamento básico com dispositivo de protecção d eterra [ precisa de ser ligado à rede de terra].  
Lampe avec une isolation de base avec dispositif de protection de la terre [doit être mise à la terre réseau].
- Luminaire with reinforced or double insulation, without grounding.**  
Luminária com isolamento reforçado ou duplo, dispensando a ligação à terra.  
Lampe avec une isolation renforcée ou double, éliminant ainsi le sol.

INGRESS PROTECTION · ÍNDICES DE PROTEÇÃO · INDICE DE PROTECTION



- Protected against solid objects over Ø12mm, without liquids protection.**  
Protegido contra penetração de corpos sólidos superiores a Ø12mm e sem proteção a líquidos.  
Protégé contre les corps solides supérieurs à 12mm, non protégé contre les liquides.
- Protected against solid objects over Ø1mm, without liquids protection.**  
Protegido contra penetração de corpos sólidos superiores a Ø1mm e sem proteção a líquidos.  
Protégé contre les corps solides supérieurs à 1mm, non protégé contre les liquides.
- Protected against solid objects over Ø1mm and against splashing water from any direction.**  
Protegido contra penetração de corpos sólidos superiores a Ø1mm e com proteção contra projeção de água em todas as direções.  
Protégé contre la pénétration de corps solides sur Ø1mm et protégé contre les projections d'eau de toutes les directions.
- Waterlight to the penetration of dust and against spurts of water.**  
Estanque à penetração de poeiras e contra jatos de água.  
Totalment protégé contre les poussinères. Protégé contre les jets d'eau de toutes directions à la lance.

LIGHT COLOUR · COR DA LUZ · COULEUR DE LA LUMIÈRE



- LED 2700K**
- LED 3200K**
- LED 4100K**
- LED 5000K**

TECHNICAL INFORMATION ON LAMPS  
CARACTERISTICAS TÉCNICAS DA LÂMPADA  
INFORMATIONS TECHNIQUES SUR LES AMPOULES

LIGHTBULB LÂMPADA AMPOULE	LAMPHOLDER SUPORTE DOUILLE	POWER (W) POTÊNCIA (W) PUISSANCE
	E14	Max. 6W LED
	E27	Max. 15W LED
	G9	Max. 6W LED
	GU10	Max. 20 W
	T5	Max. 21 W
	LED	Max. 1 W
	LED	Max. 3 W

measured in millimeters · medidas em milímetros · mesurée en millimètres.

For the purpose of continuous improvement, Artinox reserves the right to make changes to the models presented in this catalog, without prior notice. All Artinox products can be customized on request.

Com o objectivo de aperfeiçoamento contínuo, a Artinox reserva-se no direito de proceder a alteração nos modelos apresentados neste catálogo, sem aviso prévio. Todos os produtos Artinox poderão ser personalizados, sob consulta.

Dans le but de l'amélioration continue, ARTINOX se réserve le droit d'apporter des modifications aux modèles de ce catalogue sans préavis. Tous les produits ARTINOX peuvent être personnalisés sur demande.

The product colours and dimensions are merely indicative. The photographed products may not correspond exactly to the final product, due to the catalogue graphic concept.

As cores e dimensões das peças são meramente indicativas. Os produtos fotografados podem não corresponder exatamente ao produto final devido ao conceito gráfico do catálogo.

Les coloures et dimensions des produits sont simplement indicatives. Les produits photographiés peuvent ne pas correspondre exactement au produit final en raison du concept graphic du catalogue sous rserve de disponibilité.

ENLIGHTEN  
YOUR PROJECT

INDEX

COLLECTIONS

WALL LIGHTS

SUSPENSIONS /  
CEILING LAMPS

TABLE LAMPS

FLOOR LAMPS

ARCHITECTURAL  
LIGHTNING

HERITAGE

BATHROOM

SHADES

FINISHINGS

TECHNICAL INFO

ICONS  
INSULATION CLASSES  
INGRESS PROTECTION

LIGHT COLOUR

SYMBOLGY

TECHNICAL  
INFORMATION  
ON LAMPS

TERMINOLOGY



  
www.viriato.com.pt

**artinox**<sup>®</sup>  
LIGHTING MANUFACTURER SINCE 1977

Rua Fonte Moura, 227  
Vale do Grou, Apartado 12  
3754-908 Aguada de Cima  
Águeda Sul, Portugal

GPS N40°31´ 41" / W8°26´ 41"

T. +351 234 660 980  
F. +351 234 660 989

comercial@artinox.pt  
www.artinox.pt

Cofinaciado por:



[ENLIGHTEN  
YOUR PROJECT](#)

[INDEX](#)

[COLLECTIONS](#)

[WALL LIGHTS](#)

[SUSPENSIONS /  
CEILING LAMPS](#)

[TABLE LAMPS](#)

[FLOOR LAMPS](#)

[ARCHITECTURAL  
LIGHTNING](#)

[HERITAGE](#)

[BATHROOM](#)

[SHADES](#)

[FINISHINGS](#)

[TECHNICAL INFO](#)



artinox®